

PRIDE Questionnaire Report for Grades 6 thru 12

Galloway Township Middle School

Galloway, NJ

June 12, 2003

Contents

1	Introduction	1
1.1	Drug Use Summary	3
1.2	Cigarette Use	3
1.3	Beer Use	3
1.4	Marijuana Use	3
1.5	Cocaine Use	3
1.6	Hallucinogen Use	4
2	Standard Graphics	5
2.1	Frequency of Use	6
2.2	Where Do You Use	12
2.3	When Do You Use	21
2.4	Harmfulness to Health	30
2.5	Availability	39
3	Summary Statistics	48
3.1	Guns	49
3.2	Gangs	50
3.3	Suicide	51
3.4	Threatening Behaviors	52
3.5	Trouble With The Police	53
3.6	Personal Safety	54
3.7	Risk and Protective Factors	54
3.7.1	Community - Risk Factors	55
3.7.2	Community - Protective Factors	56
3.7.3	School - Risk Factors	56
3.7.4	School - Protective Factors	57
3.7.5	Family - Risk Factors	57
3.7.6	Family - Protective Factors	57
3.7.7	Individual - Risk Factors	58
3.7.8	Individual - Protective Factors	59
4	Drug-Free Communities Support Program - OJJDP Required Statistics	60
4.1	Monthly Use	61
4.2	Perception of Risk	62
4.3	Perception of Disapproval	63
4.4	Age of First Use	64

5 Percentage Tables 65

- 5.1 Personal & Family Information 66
- 5.2 Student Characteristics 68
- 5.3 Harmful To Health 77
- 5.4 Within The Past Year How Often Have You Used 81
- 5.5 When Did You First 85
- 5.6 Where Do You Use 89
- 5.7 When Do You Use 93
- 5.8 While At School Have You 97
- 5.9 What Effect Do You Most Often Get When You Use 100
- 5.10 How Easy Is It To Get 104
- 5.11 In My School, I Feel Safe... 108
- 5.12 In My Neighborhood, I Feel Safe... 110
- 5.13 Frequency of Use 112

List of Tables

- 4.1 Monthly Use of Alcohol 61
- 4.2 Monthly Use of Tobacco 61
- 4.3 Monthly Use of Marijuana 61
- 4.4 Perception of Risk of Alcohol 62
- 4.5 Perception of Risk of Tobacco 62
- 4.6 Perception of Risk of Marijuana 62
- 4.7 Perception of Disapproval of Alcohol/Drugs 63
- 4.8 When did you first use any alcohol? 64
- 4.9 When did you first use any tobacco? 64
- 4.10 When did you first use marijuana? 64

- 5.1 Ethnic Origin 66
- 5.2 Sex 66
- 5.3 Age 66
- 5.4 Do you live with: 66
- 5.5 Do you have a job? 66
- 5.6 Does your father have a job? 67
- 5.7 Does your mother have a job? 67
- 5.8 What is the educational level of your father? 67
- 5.9 What is the educational level of your mother? 67
- 5.10 Do you make good grades? 68
- 5.11 Do you get into trouble at school? 68
- 5.12 Do you take part in school activities such as sports teams, band, clubs, etc? 68
- 5.13 Do you take part in community activities such as scouts, rec. teams, youth clubs, etc? 68
- 5.14 Do you attend church, synagogue, etc.? 68
- 5.15 Have you threatened to harm a teacher? 69
- 5.16 Have you threatened to harm one or both of your parents, guardians, etc.? 69
- 5.17 Do your parents talk with you about the problems of alcohol/drugs? 69
- 5.18 Do your teachers talk with you about the problems of alcohol/drugs? 69
- 5.19 Do your friends talk with you about the problems of alcohol/drugs? 69
- 5.20 Does your school set clear rules on bringing a gun to school? 70
- 5.21 Does your school set clear rules on using drugs at school? 70
- 5.22 Does your school set clear rules on bullying or threatening other students at school? 70
- 5.23 Does your school punish you when you break the rules? 70
- 5.24 In the past year, have you seen anti-beer commercials? 70
- 5.25 In the past year, have you seen anti-drug commercials? 71
- 5.26 Do you think anti-drug commercials help prevent drug use? 71

5.27	Do your parents set clear rules for you?	71
5.28	Do your parents punish you when you break the rules?	71
5.29	Do you watch professional wrestling?	71
5.30	Have you been in trouble with the police?	72
5.31	Do you take part in gang activities?	73
5.32	Have you thought about committing suicide?	73
5.33	While NOT at school have you stolen something worth \$5.00 or more?	73
5.34	While NOT at school have you carried a gun for protection or as a weapon?	73
5.35	Do you think about terrorism?	73
5.36	Do terrorists get money from illegal drugs like heroin, cocaine & marijuana?	74
5.37	Have you received treatment or counseling for alcohol and/or drug use?	74
5.38	Have you been caught using alcohol?	74
5.39	Have you been caught using drugs?	74
5.40	Do you have an adult, other than your parent or guardian, that you talk to about problems?	74
5.41	Do you buy or sell drugs at school?	75
5.42	Do you buy or sell drugs when NOT at school?	75
5.43	Do your friends use alcohol? (Beer, liquor, etc...)?	75
5.44	Do your friends use drugs? (Marijuana, cocaine, etc...)?	75
5.45	Do your parents set clear rules about violent TV, movies and video games?	75
5.46	Have you had 5 or more glasses of beer, wine or liquor within a few hours?	76
5.47	Have you been physically hurt by a person drinking alcohol?	76
5.48	Do you surf the internet for fun?	76
5.49	Have you skipped school in the past year?	76
5.50	Do you feel that using cigarettes is harmful to your health?	77
5.51	Do you feel that using smokeless tobacco is harmful to your health?	77
5.52	Do you feel that using cigars is harmful to your health?	77
5.53	Do you feel that using beer is harmful to your health?	77
5.54	Do you feel that using wine coolers is harmful to your health?	77
5.55	Do you feel that using liquor is harmful to your health?	78
5.56	Do you feel that using marijuana is harmful to your health?	78
5.57	Do you feel that using cocaine is harmful to your health?	78
5.58	Do you feel that using uppers is harmful to your health?	78
5.59	Do you feel that using downers is harmful to your health?	78
5.60	Do you feel that using inhalants is harmful to your health?	79
5.61	Do you feel that using hallucinogens is harmful to your health?	79
5.62	Do you feel that using heroin is harmful to your health?	79
5.63	Do you feel that using steroids is harmful to your health?	79
5.64	Do you feel that using ecstasy is harmful to your health?	79
5.65	Do you feel that using OxyContin is harmful to your health?	80
5.66	Within the past year how often have you smoked cigarettes?	81
5.67	Within the past year how often have you used smokeless tobacco?	81
5.68	Within the past year how often have you smoked cigars?	81
5.69	Within the past year how often have you drunk beer?	81
5.70	Within the past year how often have you drunk wine coolers?	81
5.71	Within the past year how often have you drunk liquor?	82
5.72	Within the past year how often have you smoked marijuana?	82
5.73	Within the past year how often have you used cocaine?	82

5.74	Within the past year how often have you used uppers?	82
5.75	Within the past year how often have you used downers?	82
5.76	Within the past year how often have you used inhalants?	83
5.77	Within the past year how often have you used hallucinogens?	83
5.78	Within the past year how often have you used heroin?	83
5.79	Within the past year how often have you used steroids?	83
5.80	Within the past year how often have you used ecstasy?	83
5.81	Within the past year how often have you used OxyContin?	84
5.82	Within the past year how often have you used tobacco?	84
5.83	Within the past year how often have you drunk alcohol?	84
5.84	Within the past year how often have you used illicit drugs?	84
5.85	When did you first smoke cigarettes?	85
5.86	When did you first use smokeless tobacco?	85
5.87	When did you first smoke cigars?	85
5.88	When did you first drink beer?	85
5.89	When did you first drink wine coolers?	85
5.90	When did you first drink liquor?	86
5.91	When did you first smoke marijuana?	86
5.92	When did you first use cocaine?	86
5.93	When did you first use uppers?	86
5.94	When did you first use downers?	86
5.95	When did you first use inhalants?	87
5.96	When did you first use hallucinogens?	87
5.97	When did you first use heroin?	87
5.98	When did you first use steroids?	87
5.99	When did you first use ecstasy?	87
5.100	When did you first use OxyContin?	88
5.101	Where do you smoke cigarettes?	89
5.102	Where do you use smokeless tobacco?	89
5.103	Where do you smoke cigars?	89
5.104	Where do you drink beer?	89
5.105	Where do you drink wine coolers?	89
5.106	Where do you drink liquor?	90
5.107	Where do you smoke marijuana?	90
5.108	Where do you use cocaine?	90
5.109	Where do you use uppers?	90
5.110	Where do you use downers?	90
5.111	Where do you use inhalants?	91
5.112	Where do you use hallucinogens?	91
5.113	Where do you use heroin?	91
5.114	Where do you use steroids?	91
5.115	Where do you use ecstasy?	91
5.116	Where do you use OxyContin?	92
5.117	Where do you use any tobacco?	92
5.118	Where do you use any alcohol?	92
5.119	Where do you use any illicit drugs?	92
5.120	When do you smoke cigarettes?	93

5.121When do you use smokeless tobacco?	93
5.122When do you smoke cigars?	93
5.123When do you drink beer?	93
5.124When do you drink wine coolers?	93
5.125When do you drink liquor?	94
5.126When do you smoke marijuana?	94
5.127When do you use cocaine?	94
5.128When do you use uppers?	94
5.129When do you use downers?	94
5.130When do you use inhalants?	95
5.131When do you use hallucinogens?	95
5.132When do you use heroin?	95
5.133When do you use steroids?	95
5.134When do you use ecstasy?	95
5.135When do you use OxyContin?	96
5.136When do you use any tobacco?	96
5.137When do you use any alcohol?	96
5.138When do you use any illicit drugs?	96
5.139While at school have you carried a gun?	97
5.140While at school have you carried a knife, club or other weapon?	97
5.141While at school have you threatened a student with a gun, knife or club?	97
5.142While at school have you threatened to hurt a student by hitting, slapping or kicking?	97
5.143While at school have you hurt a student by using a gun, knife or club?	97
5.144While at school have you hurt a student by hitting, slapping or kicking?	98
5.145While at school have you been threatened with a gun, knife or club by a student?	98
5.146While at school have you had a student threaten to hit, slap or kick you?	98
5.147While at school have you been afraid a student may hurt you?	98
5.148While at school have you been hurt by a student using a gun, knife or club?	98
5.149While at school have you been hurt by a student who hit, slapped or kicked you?	99
5.150What effect do you most often get when you smoke cigarettes?	100
5.151What effect do you most often get when you use smokeless tobacco?	100
5.152What effect do you most often get when you smoke cigars?	100
5.153What effect do you most often get when you drink beer?	100
5.154What effect do you most often get when you drink wine coolers?	100
5.155What effect do you most often get when you drink liquor?	101
5.156What effect do you most often get when you smoke marijuana?	101
5.157What effect do you most often get when you use cocaine?	101
5.158What effect do you most often get when you use uppers?	101
5.159What effect do you most often get when you use downers?	101
5.160What effect do you most often get when you use inhalants?	102
5.161What effect do you most often get when you use hallucinogens?	102
5.162What effect do you most often get when you use heroin?	102
5.163What effect do you most often get when you use steroids?	102
5.164What effect do you most often get when you use ecstasy?	102
5.165What effect do you most often get when you use OxyContin?	103
5.166How easy is it to get cigarettes?	104
5.167How easy is it to get smokeless tobacco?	104

5.168	How easy is it to get cigars?	104
5.169	How easy is it to get beer?	104
5.170	How easy is it to get wine coolers?	104
5.171	How easy is it to get liquor?	105
5.172	How easy is it to get marijuana?	105
5.173	How easy is it to get cocaine?	105
5.174	How easy is it to get uppers?	105
5.175	How easy is it to get downers?	105
5.176	How easy is it to get inhalants?	106
5.177	How easy is it to get hallucinogens?	106
5.178	How easy is it to get heroin?	106
5.179	How easy is it to get steroids?	106
5.180	How easy is it to get ecstasy?	106
5.181	How easy is it to get OxyContin?	107
5.182	In my school, I feel safe in the classroom?	108
5.183	In my school, I feel safe in the cafeteria?	108
5.184	In my school, I feel safe in the halls?	108
5.185	In my school, I feel safe in the bathroom?	108
5.186	In my school, I feel safe in the gym?	108
5.187	In my school, I feel safe on the school bus?	109
5.188	In my school, I feel safe at school events?	109
5.189	In my school, I feel safe on the playground?	109
5.190	In my school, I feel safe in the parking lot?	109
5.191	In my school, I feel safe in all school areas?	109
5.192	In my neighborhood, I feel safe where I live?	110
5.193	In my neighborhood, I feel safe in the streets?	110
5.194	In my neighborhood, I feel safe at the movies?	110
5.195	In my neighborhood, I feel safe on the playground?	110
5.196	In my neighborhood, I feel safe at my friend's house?	110
5.197	In my neighborhood, I feel safe at the mall?	111
5.198	Frequency of Use – Cigarettes?	112
5.199	Frequency of Use – Smokeless Tobacco?	112
5.200	Frequency of Use – Cigars?	112
5.201	Frequency of Use – Beer?	112
5.202	Frequency of Use – Wine Coolers?	112
5.203	Frequency of Use – Liquor?	113
5.204	Frequency of Use – Marijuana?	113
5.205	Frequency of Use – Cocaine?	113
5.206	Frequency of Use – Uppers?	113
5.207	Frequency of Use – Downers?	113
5.208	Frequency of Use – Inhalants?	114
5.209	Frequency of Use – Hallucinogens?	114
5.210	Frequency of Use – Heroin?	114
5.211	Frequency of Use – Steroids?	114
5.212	Frequency of Use – Ecstasy?	114
5.213	Frequency of Use – OxyContin?	115
5.214	Frequency of Use – Any Tobacco?	115

5.215	Frequency of Use – Any Alcohol?	115
5.216	Frequency of Use – Any Illicit Drugs?	115

List of Figures

- 2.1 % Students Who Use Cigarettes, Smokeless Tobacco & Cigars 7
- 2.2 % Students Who Use Beer, Wine Coolers, Liquor & Marijuana 8
- 2.3 % Students Who Use Cocaine, Uppers, Downers & Inhalants 9
- 2.4 % Students Who Use Hallucinogens, Heroin & Steroids 10
- 2.5 % Students Who Use Ecstasy & OxyContin 11
- 2.6 Where Do You Use Beer 13
- 2.7 Where Do You Use Liquor 14
- 2.8 Where Do You Use Marijuana 15
- 2.9 Where Do You Use Cocaine 16
- 2.10 Where Do You Use Inhalants 17
- 2.11 Where Do You Use Hallucinogens 18
- 2.12 Where Do You Use Ecstasy 19
- 2.13 Where Do You Use OxyContin 20
- 2.14 When Do You Use Beer 22
- 2.15 When Do You Use Liquor 23
- 2.16 When Do You Use Marijuana 24
- 2.17 When Do You Use Cocaine 25
- 2.18 When Do You Use Inhalants 26
- 2.19 When Do You Use Hallucinogens 27
- 2.20 When Do You Use Ecstasy 28
- 2.21 When Do You Use OxyContin 29
- 2.22 Is It Harmful To Use Beer 31
- 2.23 Is It Harmful To Use Liquor 32
- 2.24 Is It Harmful To Use Marijuana 33
- 2.25 Is It Harmful To Use Cocaine 34
- 2.26 Is It Harmful To Use Inhalants 35
- 2.27 Is It Harmful To Use Hallucinogens 36
- 2.28 Is It Harmful To Use Ecstasy 37
- 2.29 Is It Harmful To Use OxyContin 38
- 2.30 How Easy Is It To Get Beer 40
- 2.31 How Easy Is It To Get Liquor 41
- 2.32 How Easy Is It To Get Marijuana 42
- 2.33 How Easy Is It To Get Cocaine 43
- 2.34 How Easy Is It To Get Inhalants 44
- 2.35 How Easy Is It To Get Hallucinogens 45
- 2.36 How Easy Is It To Get Ecstasy 46
- 2.37 How Easy Is It To Get OxyContin 47

3.1	Drug Use of Students Who Carry Guns vs Students Who Do Not	49
3.2	Drug Use of Students In Gangs vs Students Not In Gangs	50
3.3	Drug Use of Students Who Think of Suicide	51
3.4	Drug Use of Students Who Threaten vs Students Who Do Not	52
3.5	Drug Use of Students Who Get In Trouble With Police vs Those Who Do Not	53

Chapter 1

Introduction

The following graphs, summary and tables are compiled from data collected in your school(s) using the **PRIDE Surveys Questionnaire**. These data reflect prevalence and patterns of drug and alcohol use, violence, gang activity and suicide. It is important that this report be utilized as part of your drug abuse and violence awareness and prevention programs. We strongly suggest that you:

COPY THE FOLLOWING PAGES, (which highlight and graphically summarize drug use and violent behavior by students in your school)

DISTRIBUTE THEM TO YOUR FACULTY

AND SHARE THIS INFORMATION WITH PARENTS.

Most of all, we strongly encourage a parent meeting at your school to share this information!

NOTE: Most drug use occurs at nights and weekends when school is not in session. You will find statistics in this report which support these findings.

FOR GREATEST SUCCESS IN DECREASING DRUG USE, FACULTY, STUDENTS AND PARENTS MUST WORK TOGETHER TOWARD A DRUG-FREE LIFESTYLE.

If you have questions about this report or if you wish to have information on other **PRIDE Surveys** services and products, please call the **PRIDE Surveys** Office or write to the following address:

PRIDE Surveys

Janie Pitcock

166 St Charles Street

Bowling Green, KY 42101

1-800-279-6361

1-270-746-9596

www.pridesurveys.com

The following information is for **PRIDE Surveys** internal use only.

- Data Files: us020640
- Filter:

1.1 Drug Use Summary

- Number of 8th grade students surveyed: 143
- Number of students surveyed: 143

1.2 Cigarette Use

15.6 percent of your 8th grade students said they used cigarettes within the past year (2001-2002 PRIDE National Avg = 22.2%).

1.3 Beer Use

32.9 percent of your 8th grade students said they used beer within the past year (2001-2002 PRIDE National Avg = 31.3%).

Of those 8th grade students who reported using beer, **17.4** percent of them reported getting *very high* or *bombed* when they used.

1.4 Marijuana Use

15.0 percent of your 8th grade students said they used marijuana within the past year (2001-2002 PRIDE National Avg = 12.7%).

Of those 8th grade students who reported using marijuana, **72.7** percent of them reported getting *very high* or *bombed* when they used.

10.5 percent of your 8th grade students reported they used marijuana on *weekends* vs. **0.0** percent who reported use *during school*.

1.5 Cocaine Use

2.1 percent of your 8th grade students said they used cocaine within the past year (2001-2002 PRIDE National Avg = 2.8%).

Of those 8th grade students who reported using cocaine, **50.0** percent of them reported getting *very high* or *bombed* when they used.

1.6 Hallucinogen Use

2.1 percent of your 8th grade students said they used hallucinogens within the past year (2001-2002 PRIDE National Avg = 2.6%).

Of those 8th grade students who reported using hallucinogens, **66.7** percent of them reported getting *very high* or *bombed* when they used.

Chapter 2

Standard Graphics

The following graphs will assist you in understanding the relationship of student behavior to alcohol and other drug usage. You are encouraged to make overheads or slides from the graphs for presentations to school faculty, parents, media, and other audiences in the community.

The *Location* and *Time* of drug use graphs will be helpful in understanding the need for a commitment to drug abuse prevention by parents and the larger community - not just by schools. Student alcohol and other drug use occurs most often outside the school and at times when school is not in session.

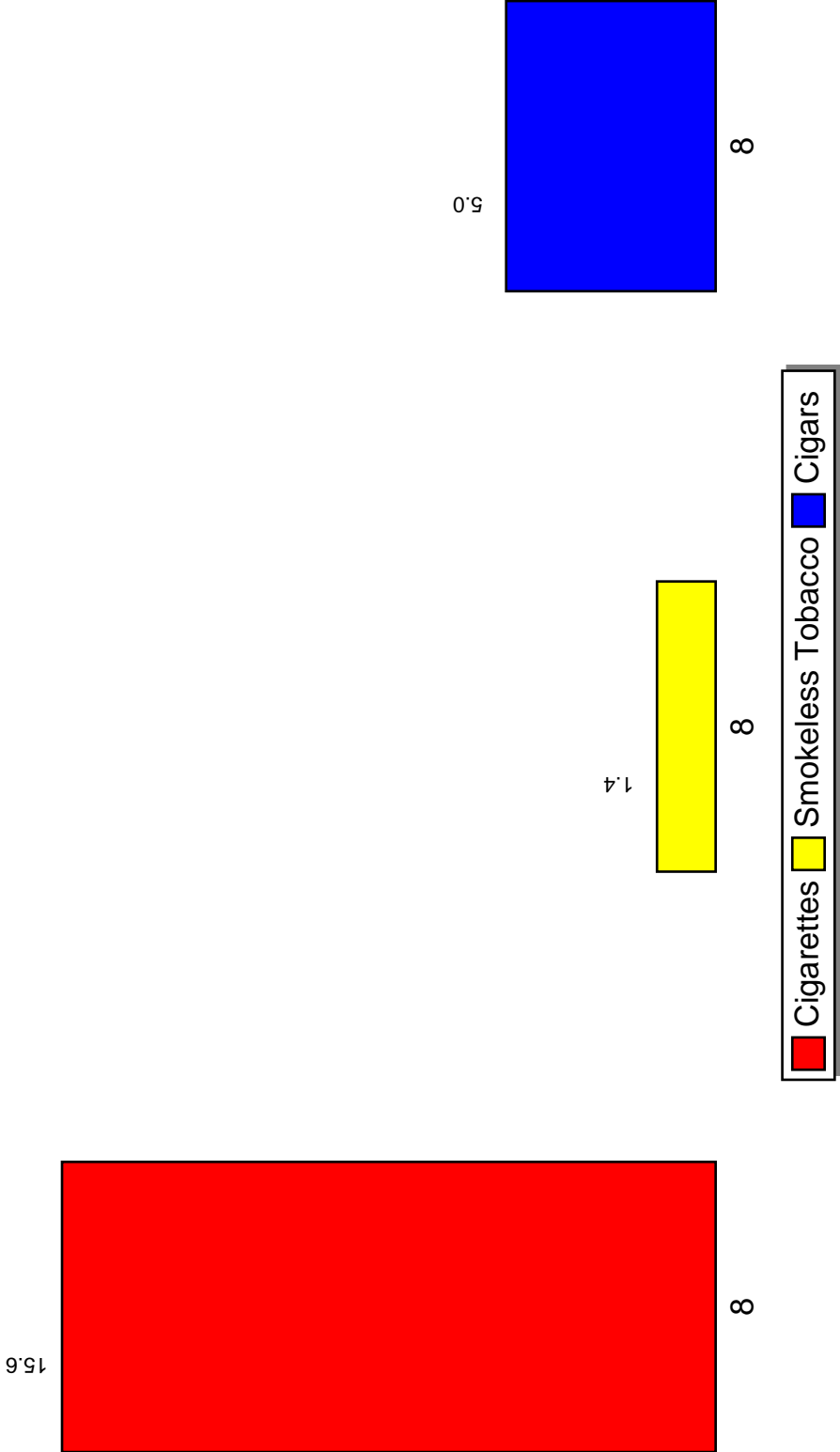
The *Perceived Harm* of alcohol and other drugs will assist with understanding how the false assumptions concerning harm are related to drug use. When drugs are perceived as harmless, the probability of use increases.

Research indicates that easy access, *Availability*, to drugs increases the probability of use. Availability of alcohol and other drugs normally increases at higher grade levels.

2.1 Frequency of Use

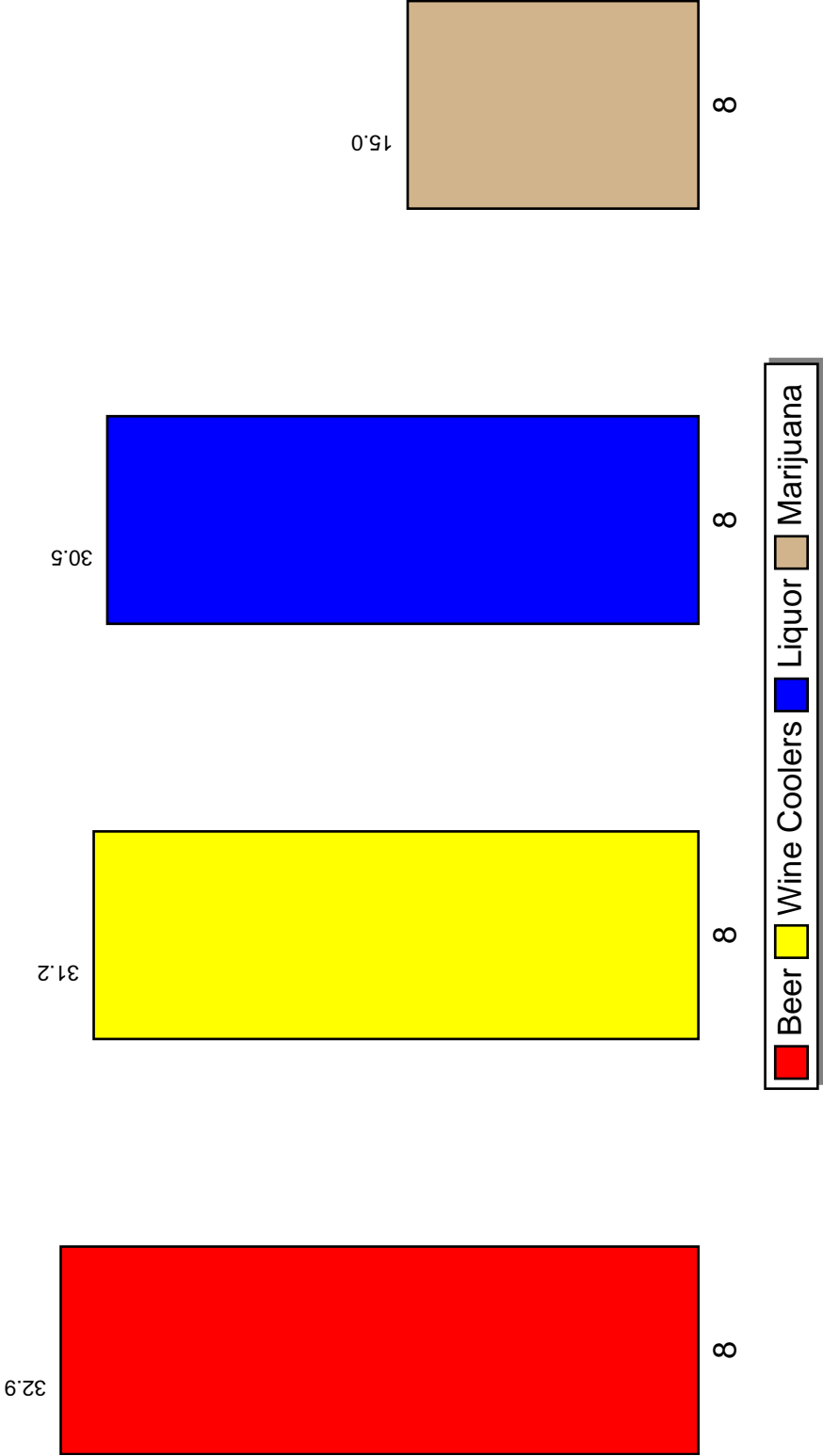
% Students Who Use Cigarettes, Smokeless Tobacco & Cigars

Figure 2.1: % Students Who Use Cigarettes, Smokeless Tobacco & Cigars



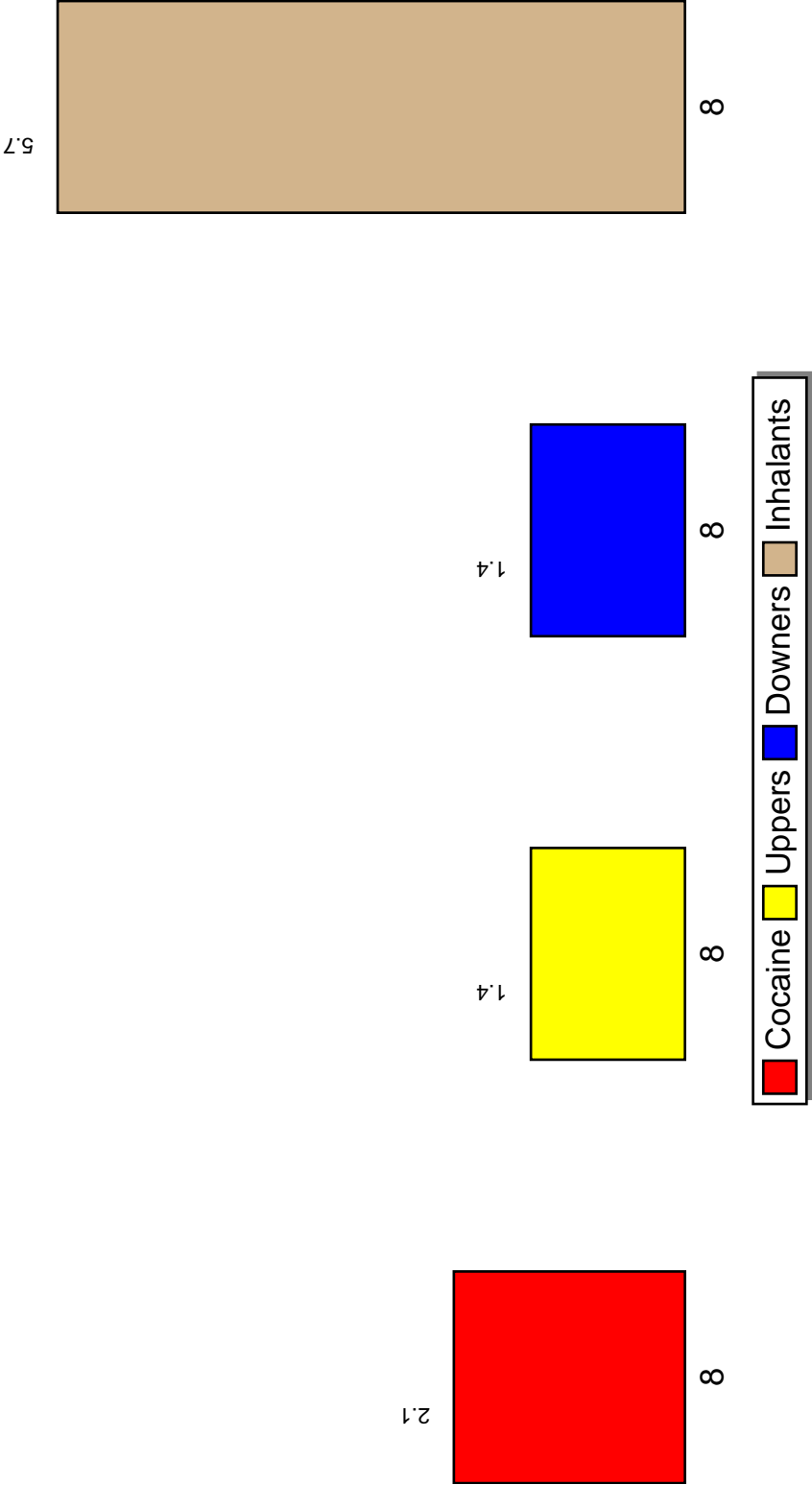
% Students Who Use Beer, Wine Coolers, Liquor & Marijuana

Figure 2.2: % Students Who Use Beer, Wine Coolers, Liquor & Marijuana



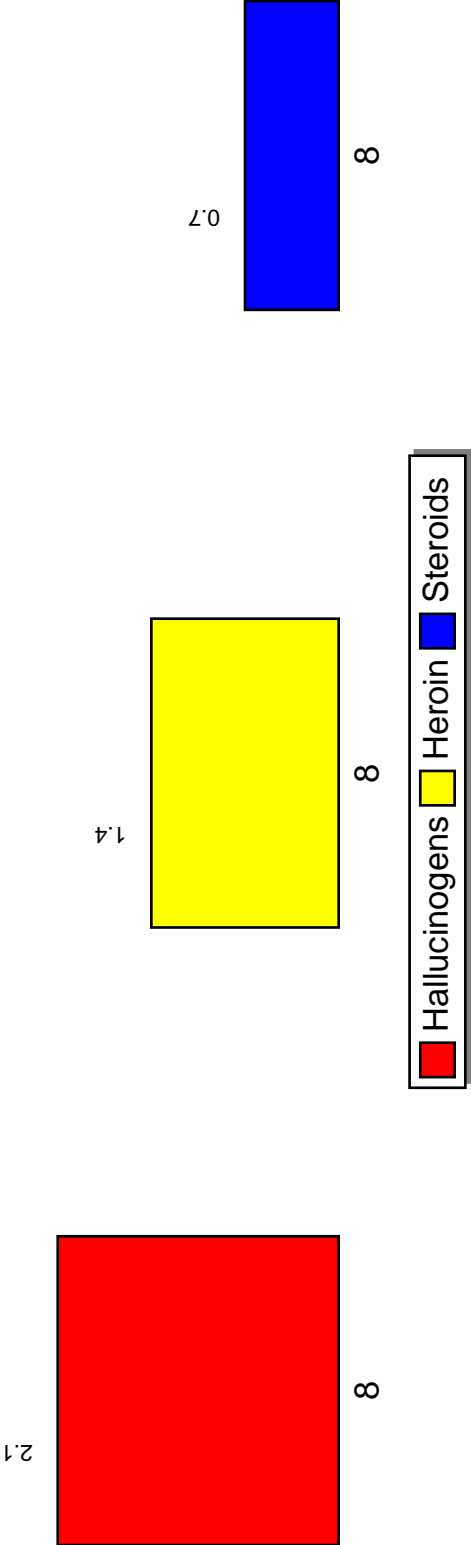
% Students Who Use Cocaine, Uppers, Downers & Inhalants

Figure 2.3: % Students Who Use Cocaine, Uppers, Downers & Inhalants



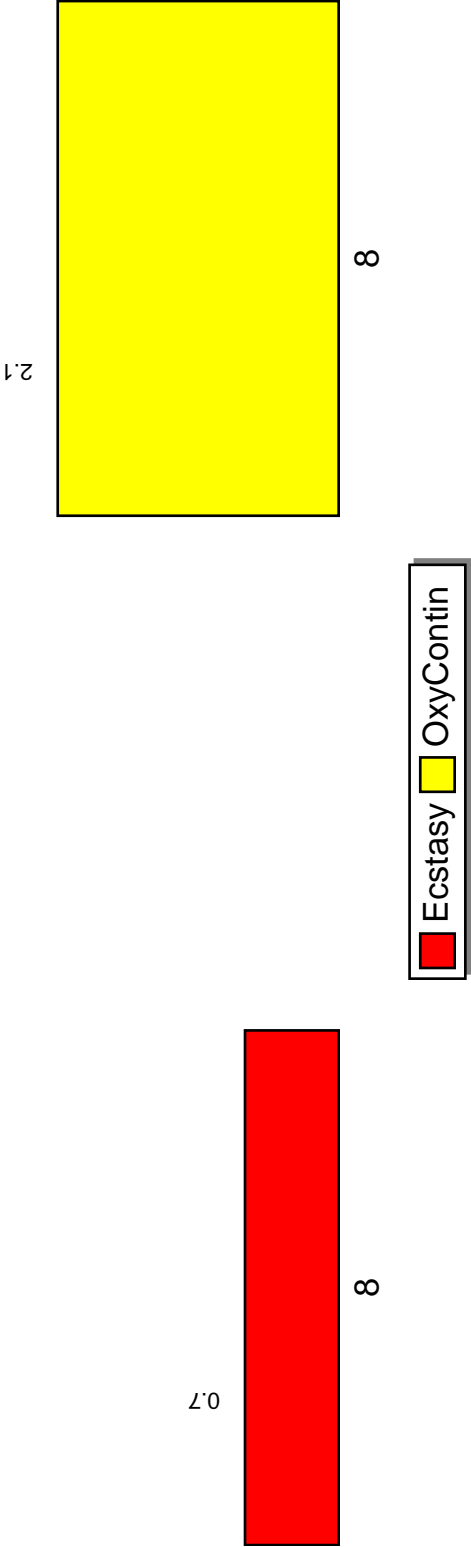
% Students Who Use Hallucinogens, Heroin & Steroids

Figure 2.4: % Students Who Use Hallucinogens, Heroin & Steroids



% Students Who Use Ecstasy & OxyContin

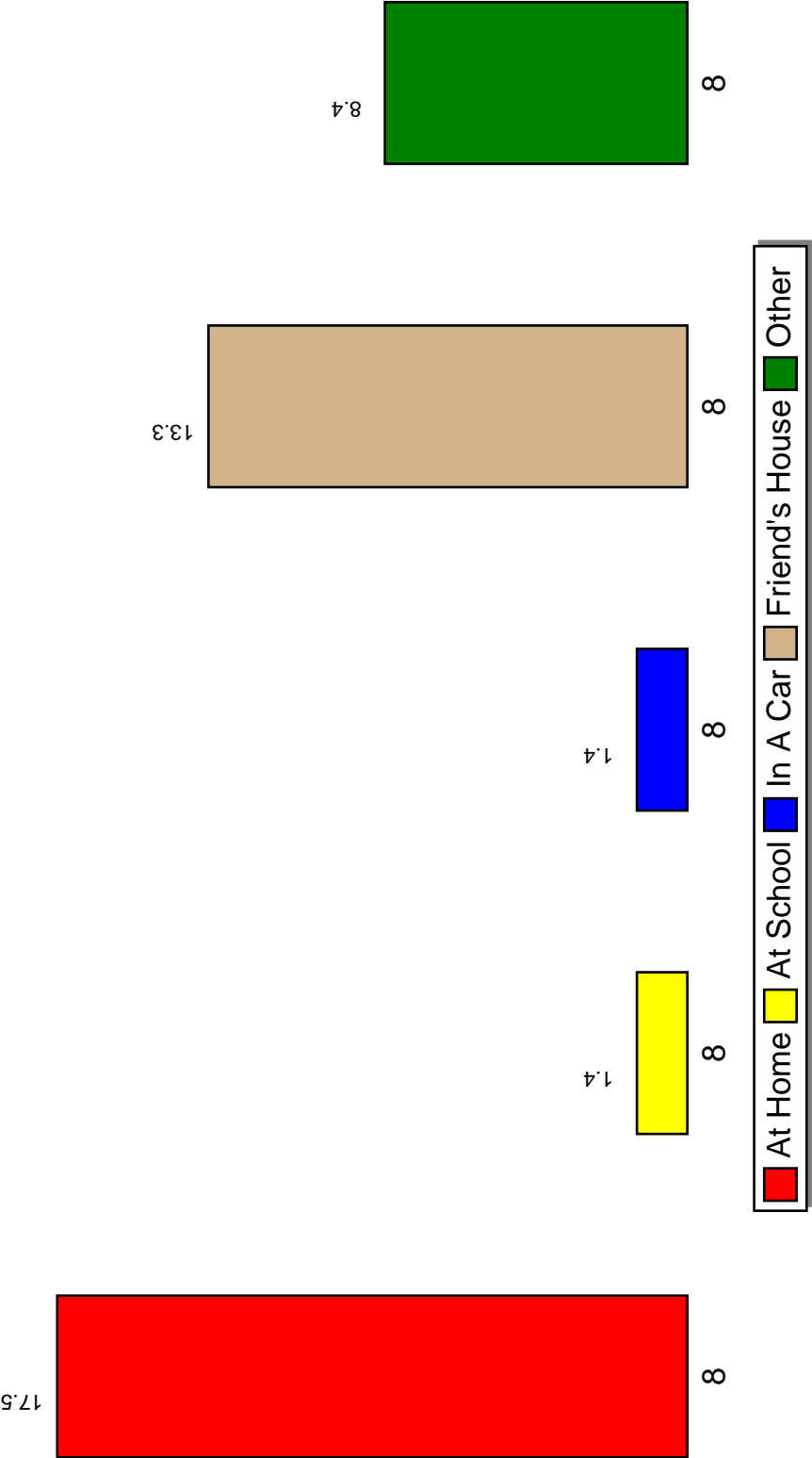
Figure 2.5: % Students Who Use Ecstasy & OxyContin



2.2 Where Do You Use

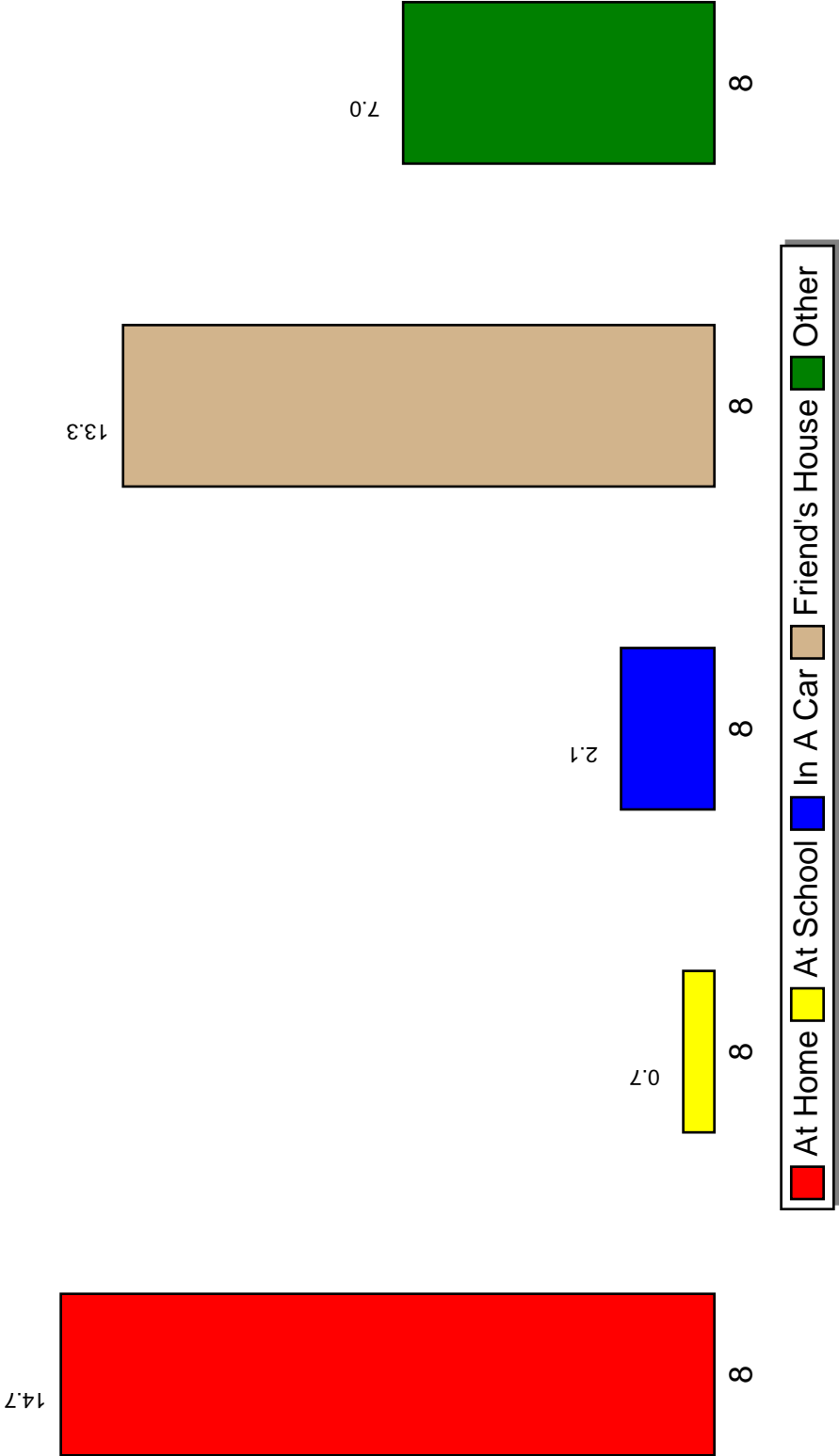
Where Do You Use Beer

Figure 2.6: Where Do You Use Beer




Where Do You Use Liquor

Figure 2.7: Where Do You Use Liquor



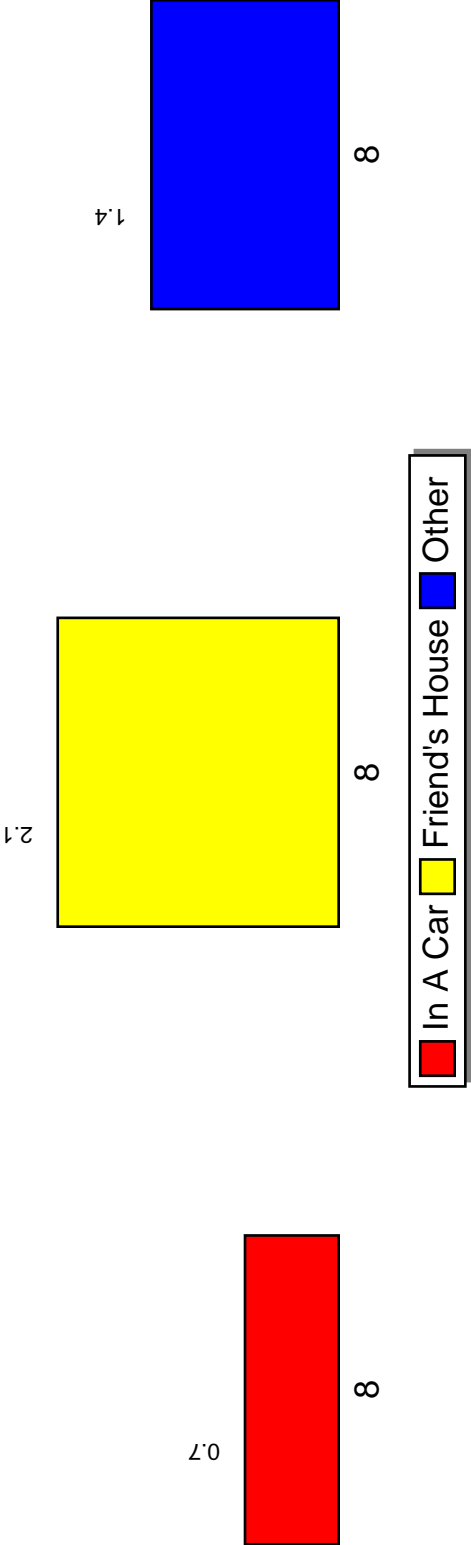
Where Do You Use Marijuana

Figure 2.8: Where Do You Use Marijuana



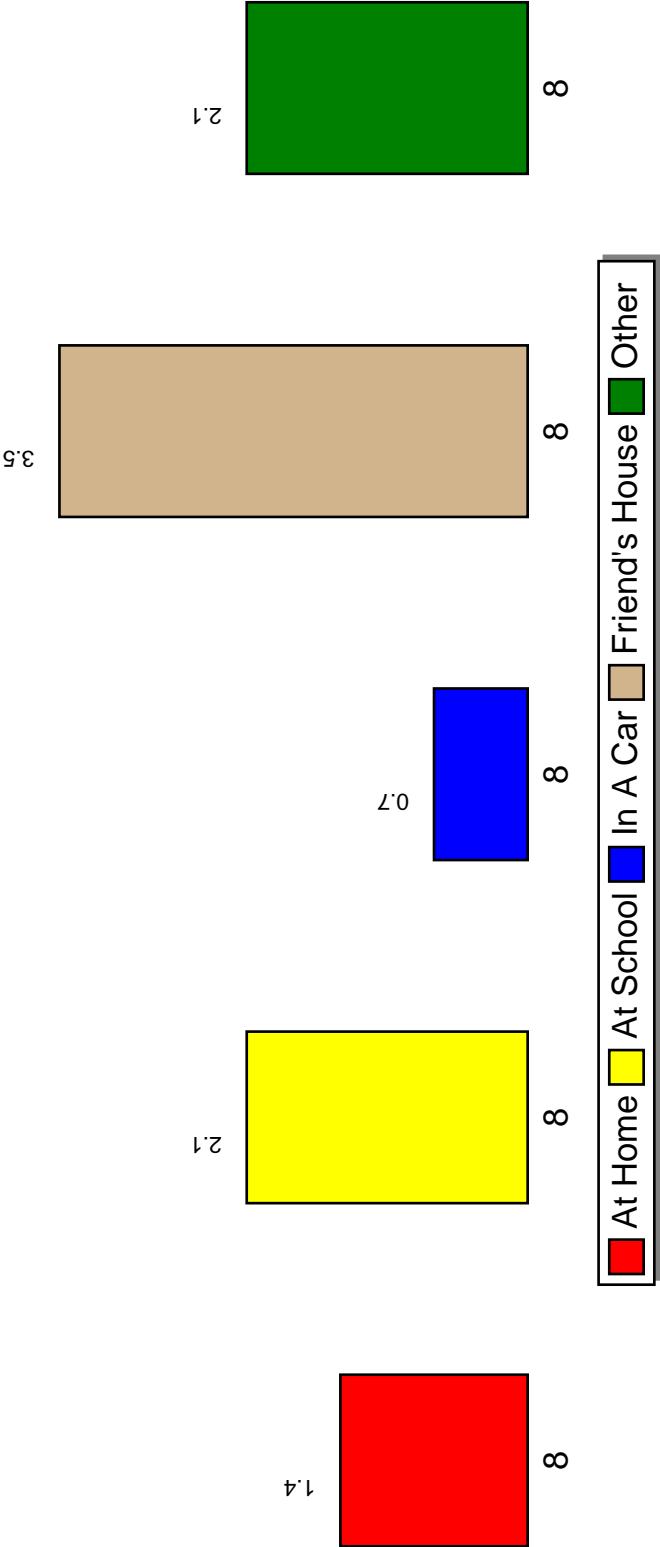
Where Do You Use Cocaine

Figure 2.9: Where Do You Use Cocaine



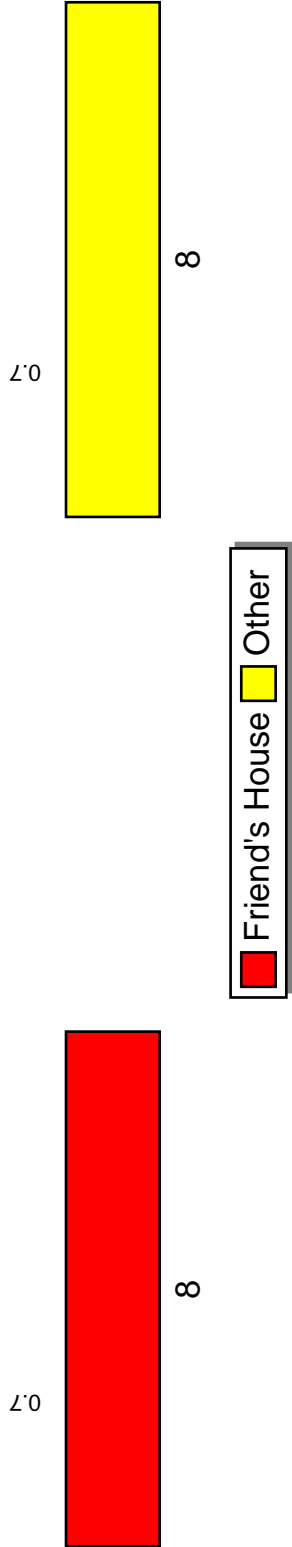
Where Do You Use Inhalants

Figure 2.10: Where Do You Use Inhalants



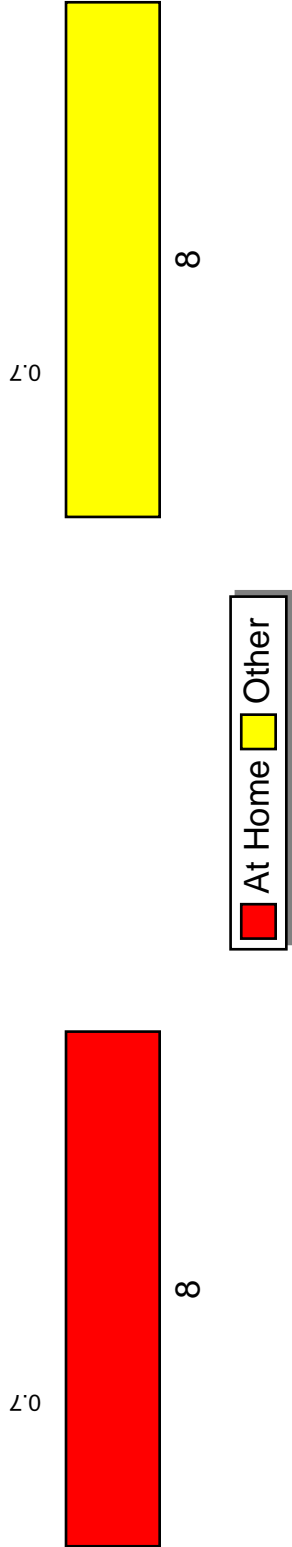
Where Do You Use Hallucinogens

Figure 2.11: Where Do You Use Hallucinogens





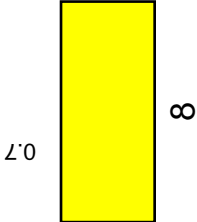


Where Do You Use Ecstasy

Figure 2.12: Where Do You Use Ecstasy



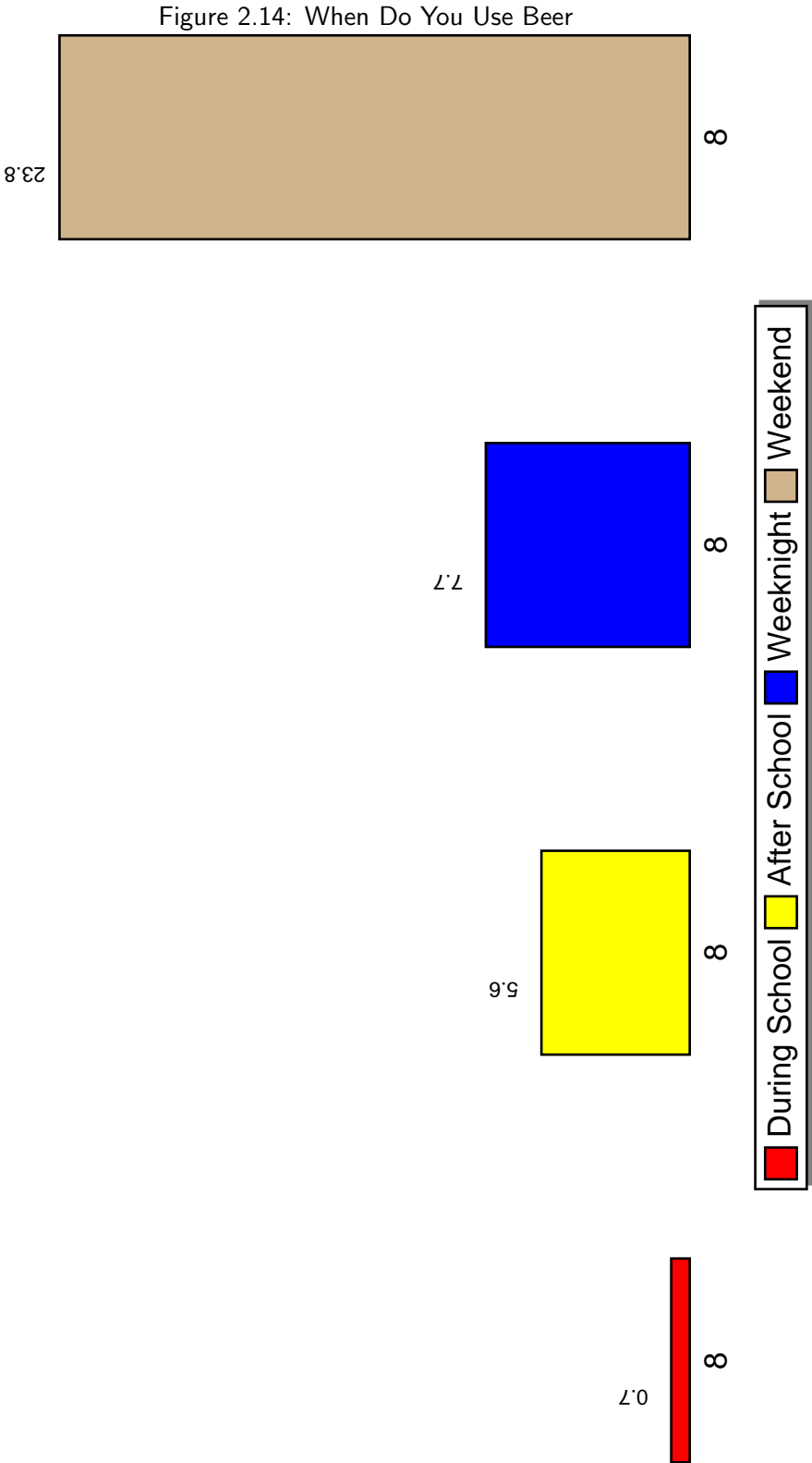
Where Do You Use OxyContin

Figure 2.13: Where Do You Use OxyContin

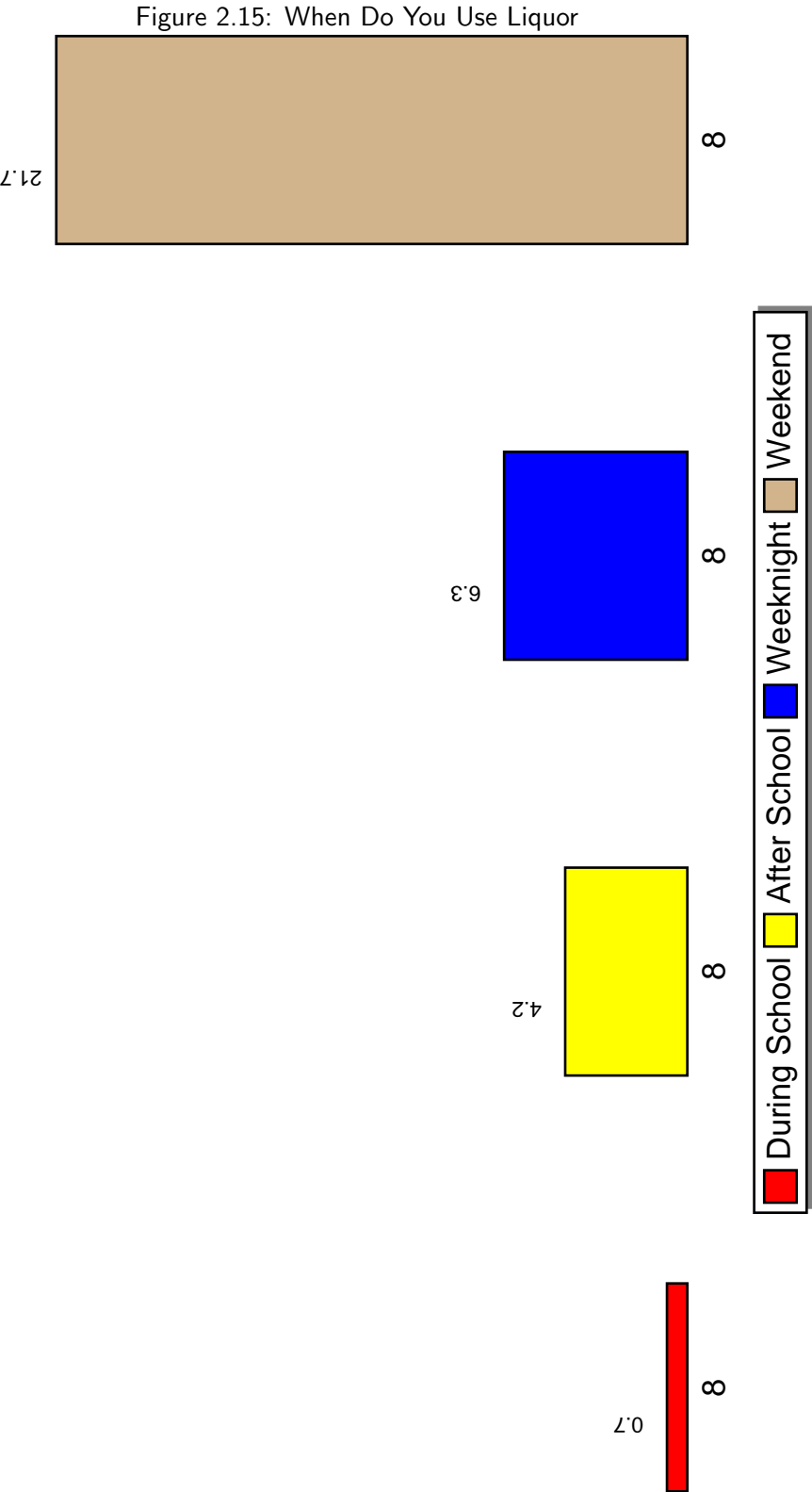


2.3 When Do You Use

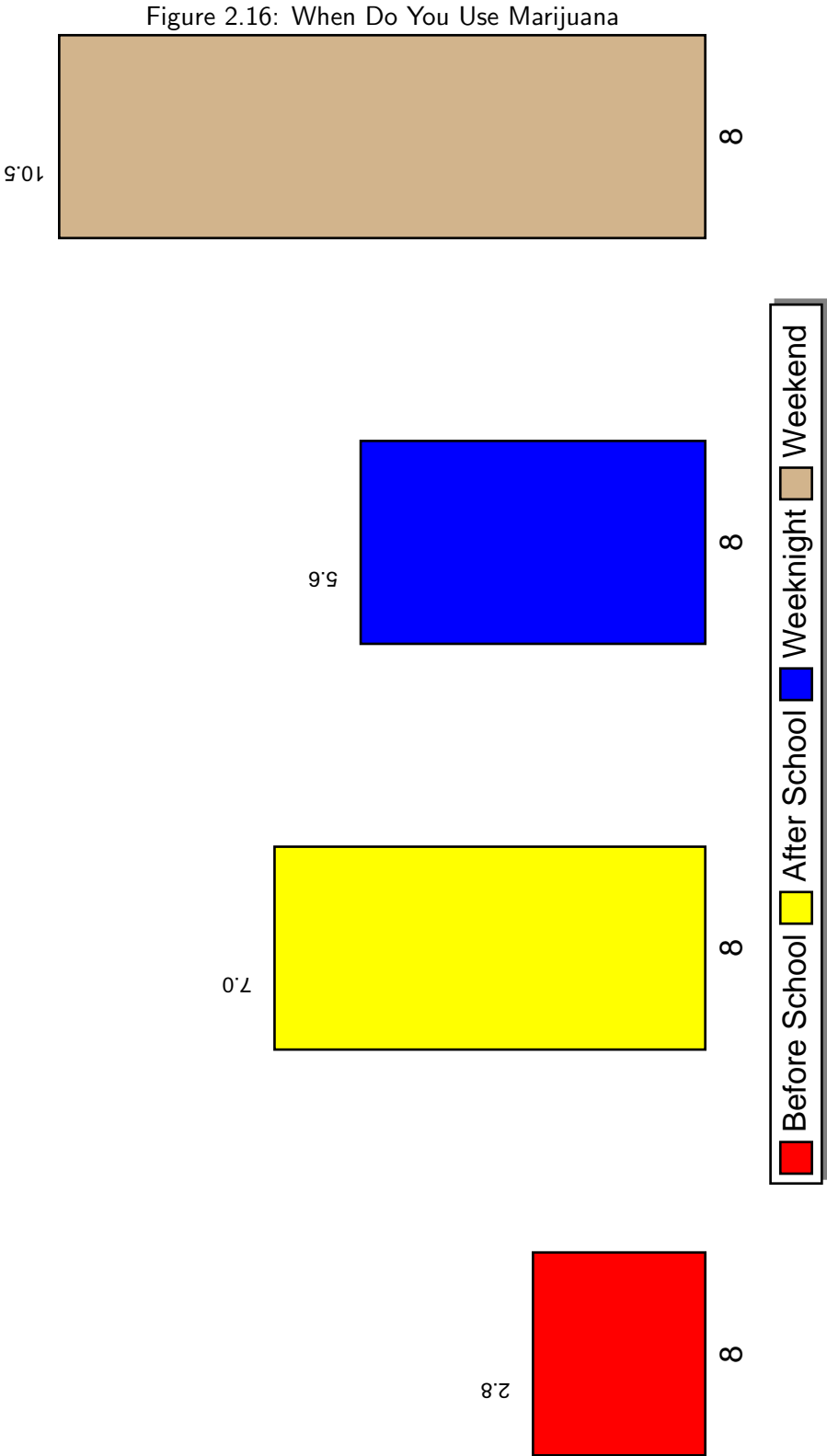
When Do You Use Beer



When Do You Use Liquor

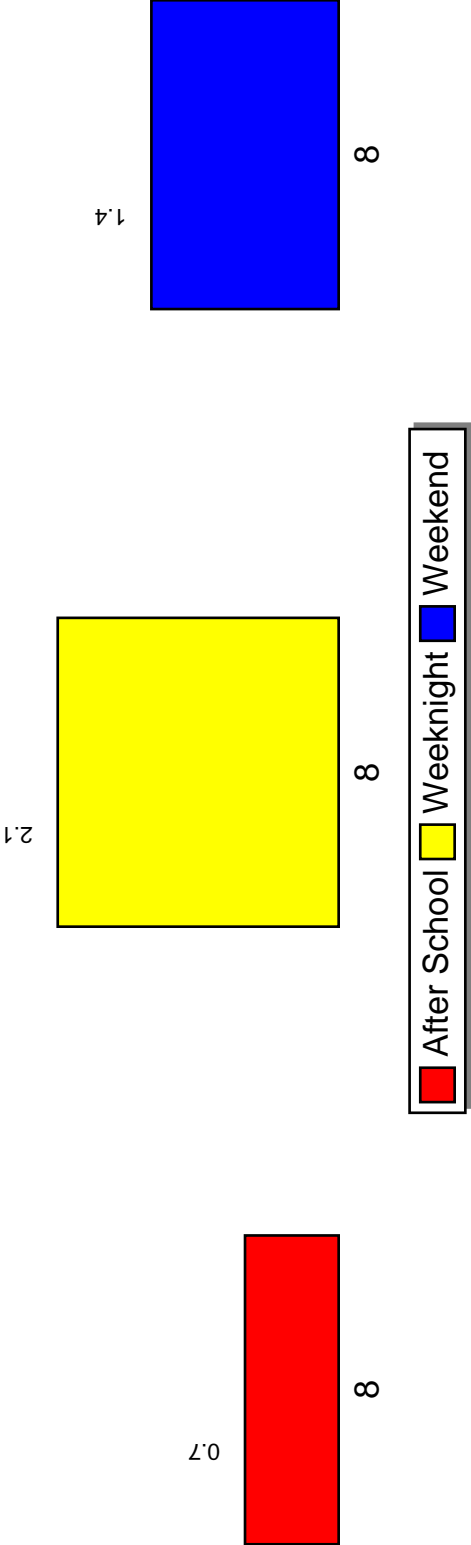


When Do You Use Marijuana



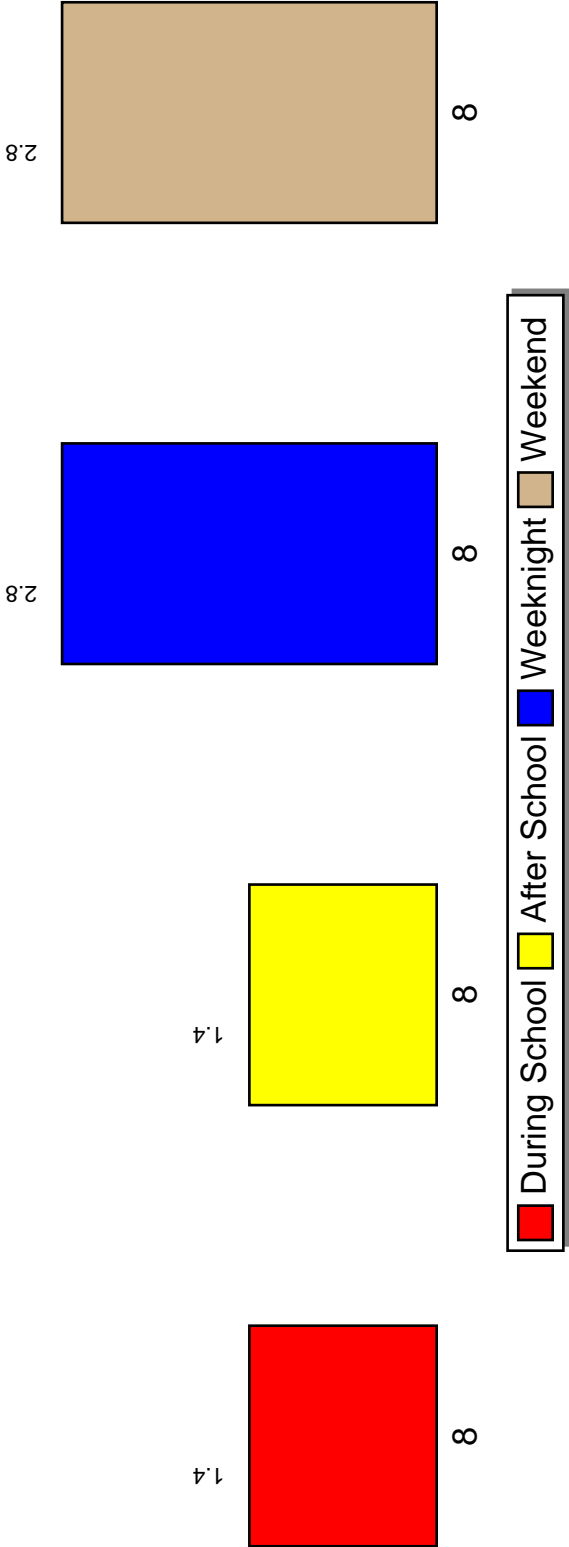
When Do You Use Cocaine

Figure 2.17: When Do You Use Cocaine



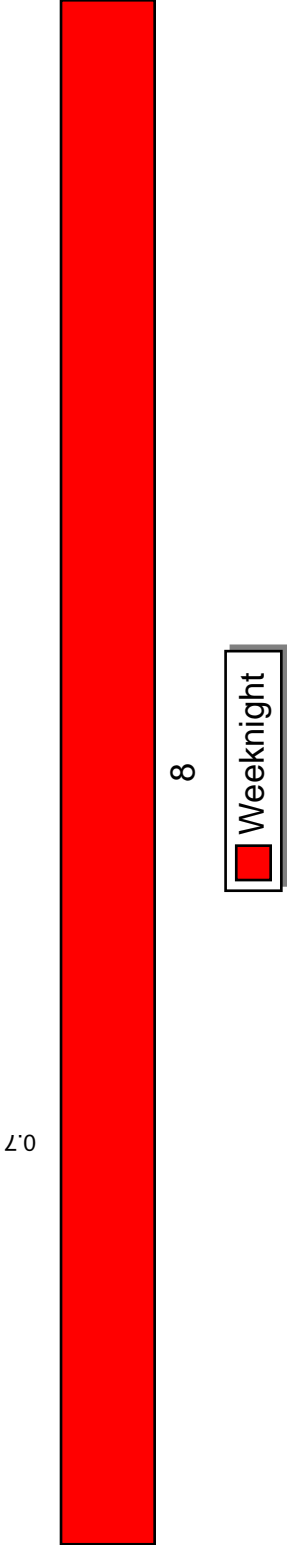
When Do You Use Inhalants

Figure 2.18: When Do You Use Inhalants



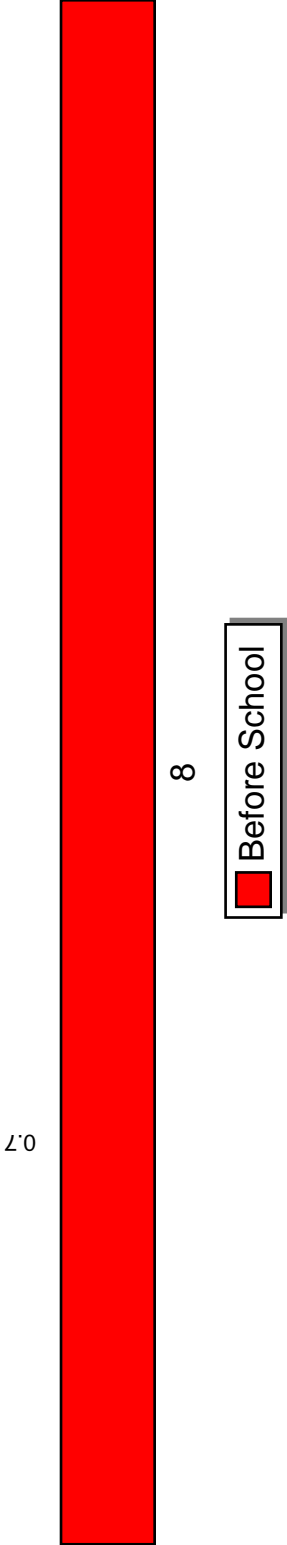
When Do You Use Hallucinogens

Figure 2.19: When Do You Use Hallucinogens



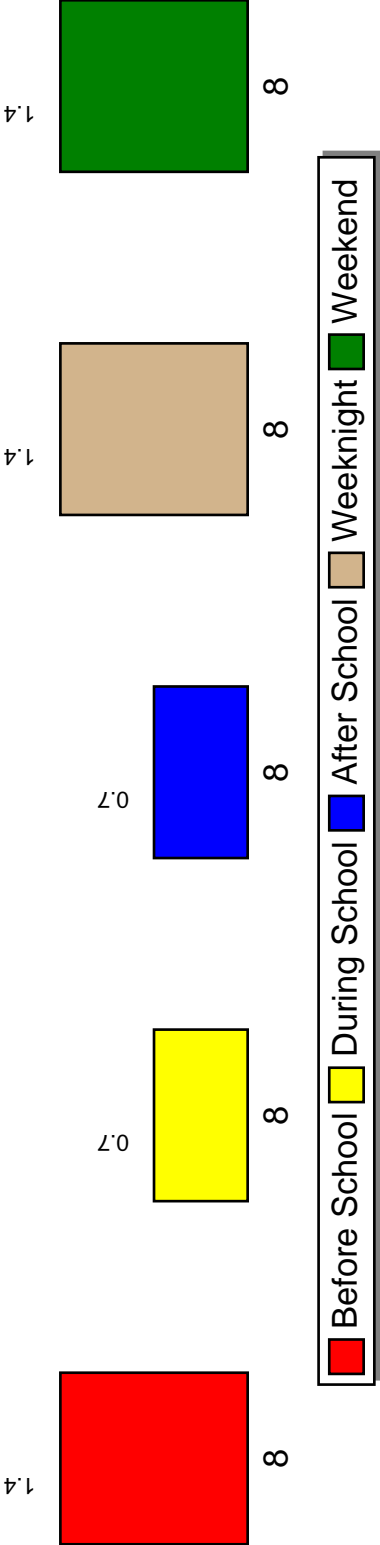
When Do You Use Ecstasy

Figure 2.20: When Do You Use Ecstasy



When Do You Use OxyContin

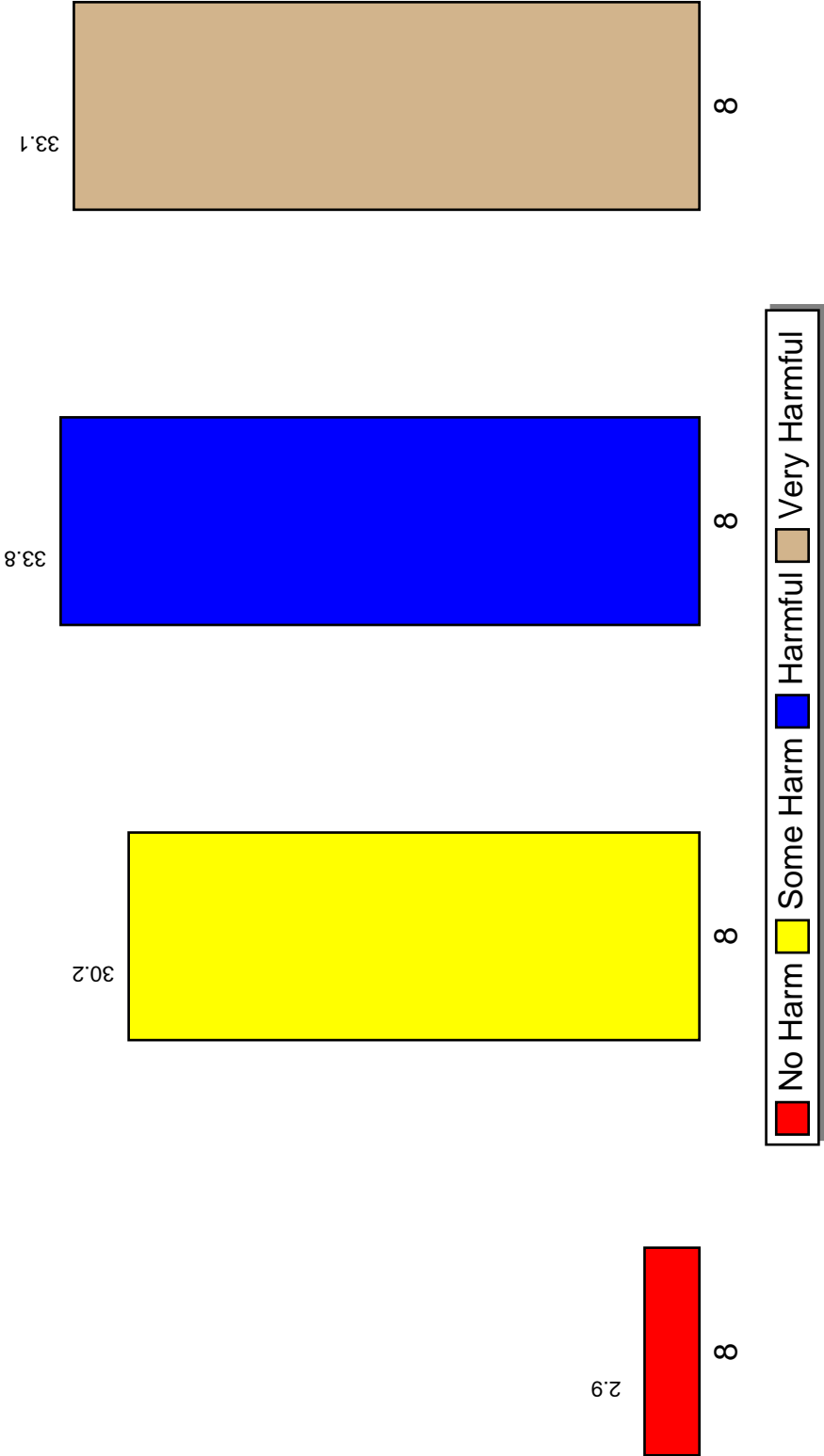
Figure 2.21: When Do You Use OxyContin



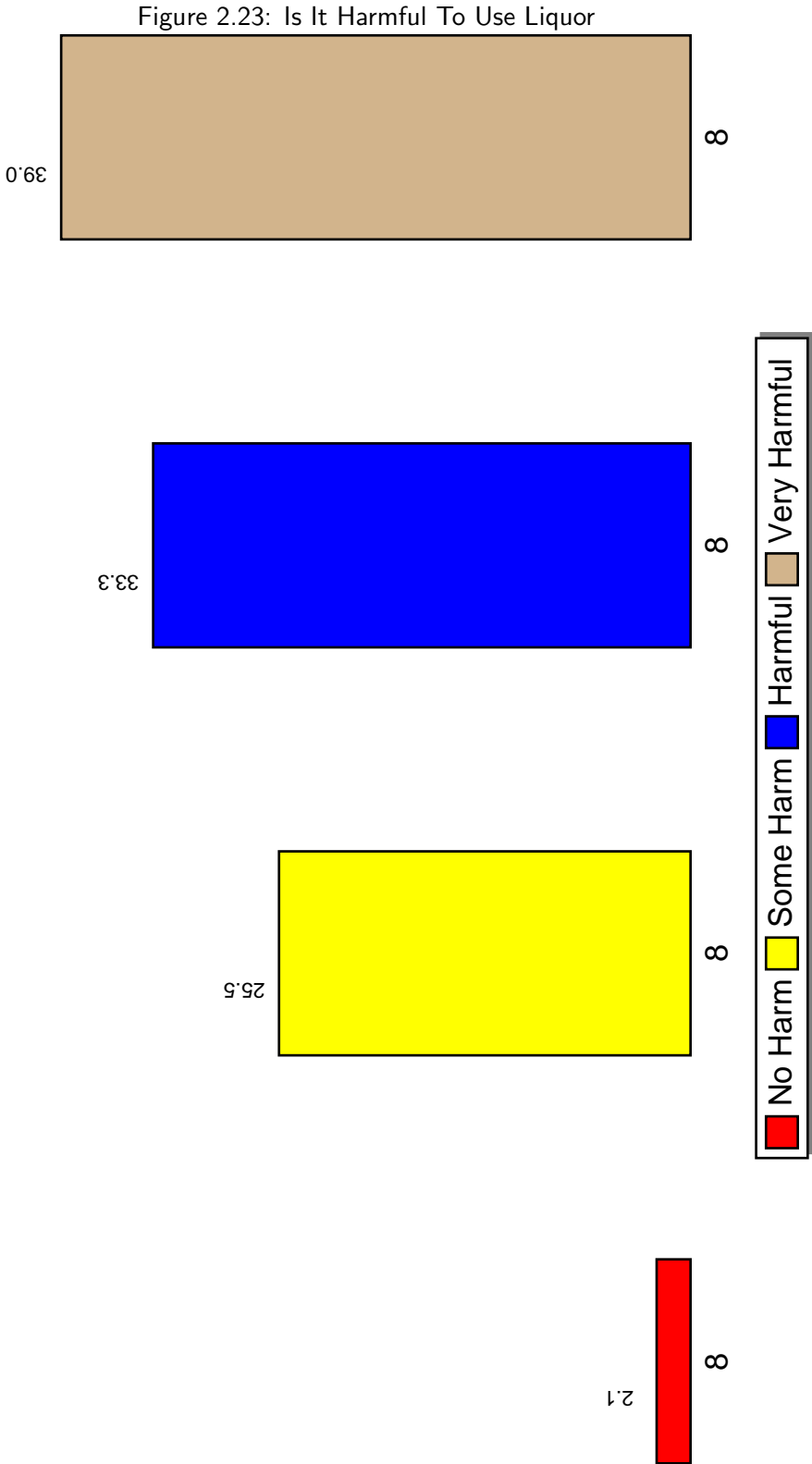
2.4 Harmfulness to Health

Is It Harmful To Use Beer

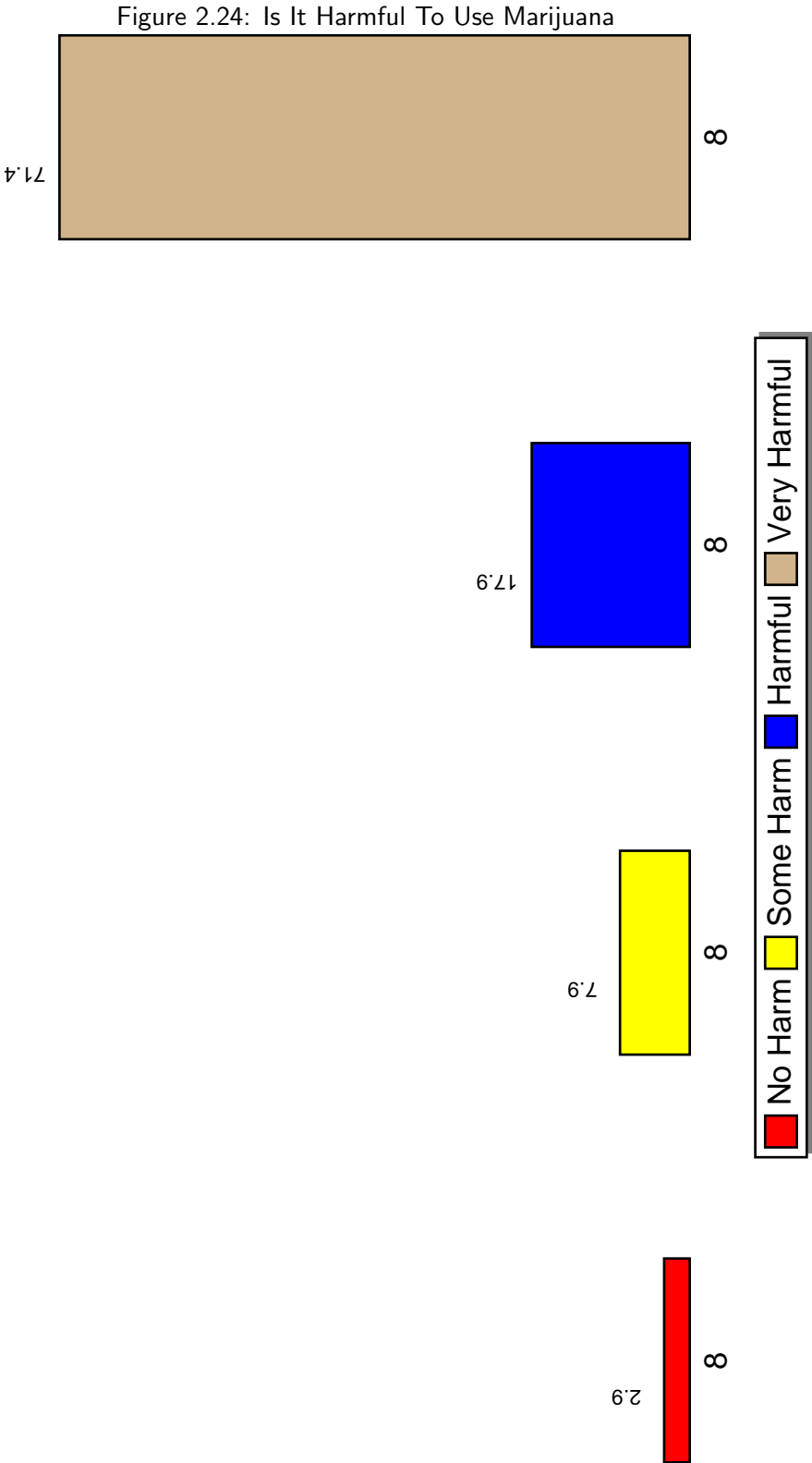
Figure 2.22: Is It Harmful To Use Beer



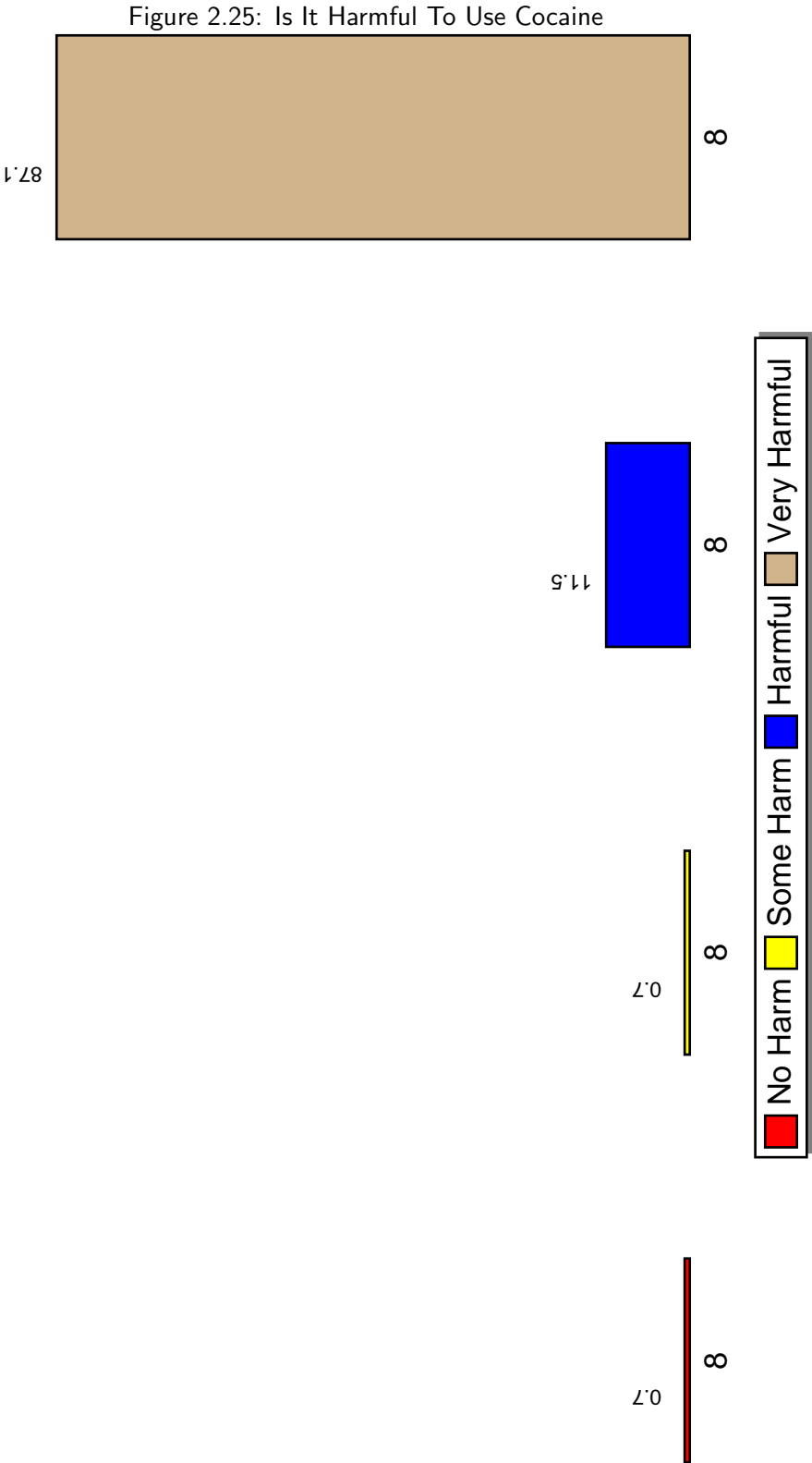
Is It Harmful To Use Liquor



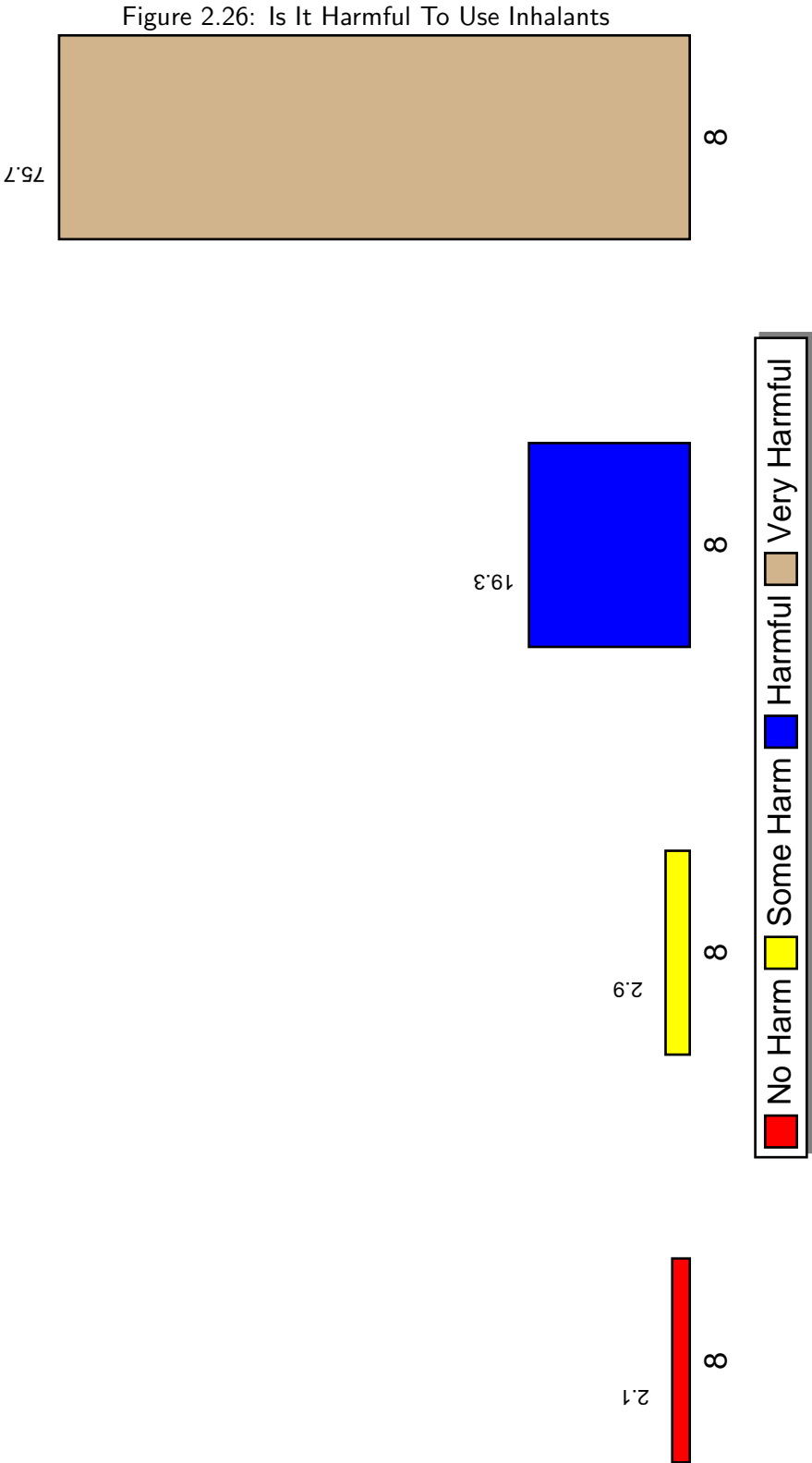
Is It Harmful To Use Marijuana



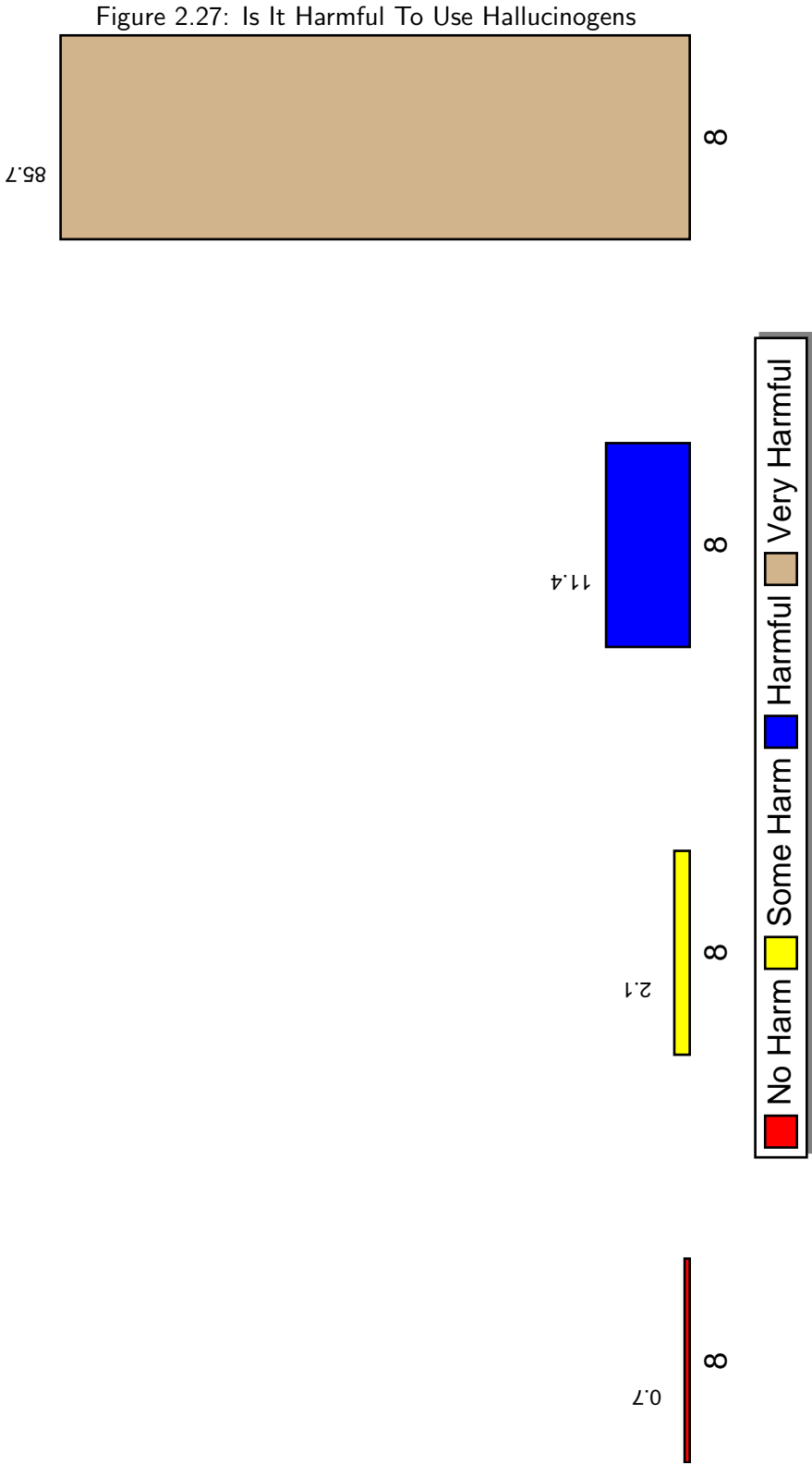
Is It Harmful To Use Cocaine



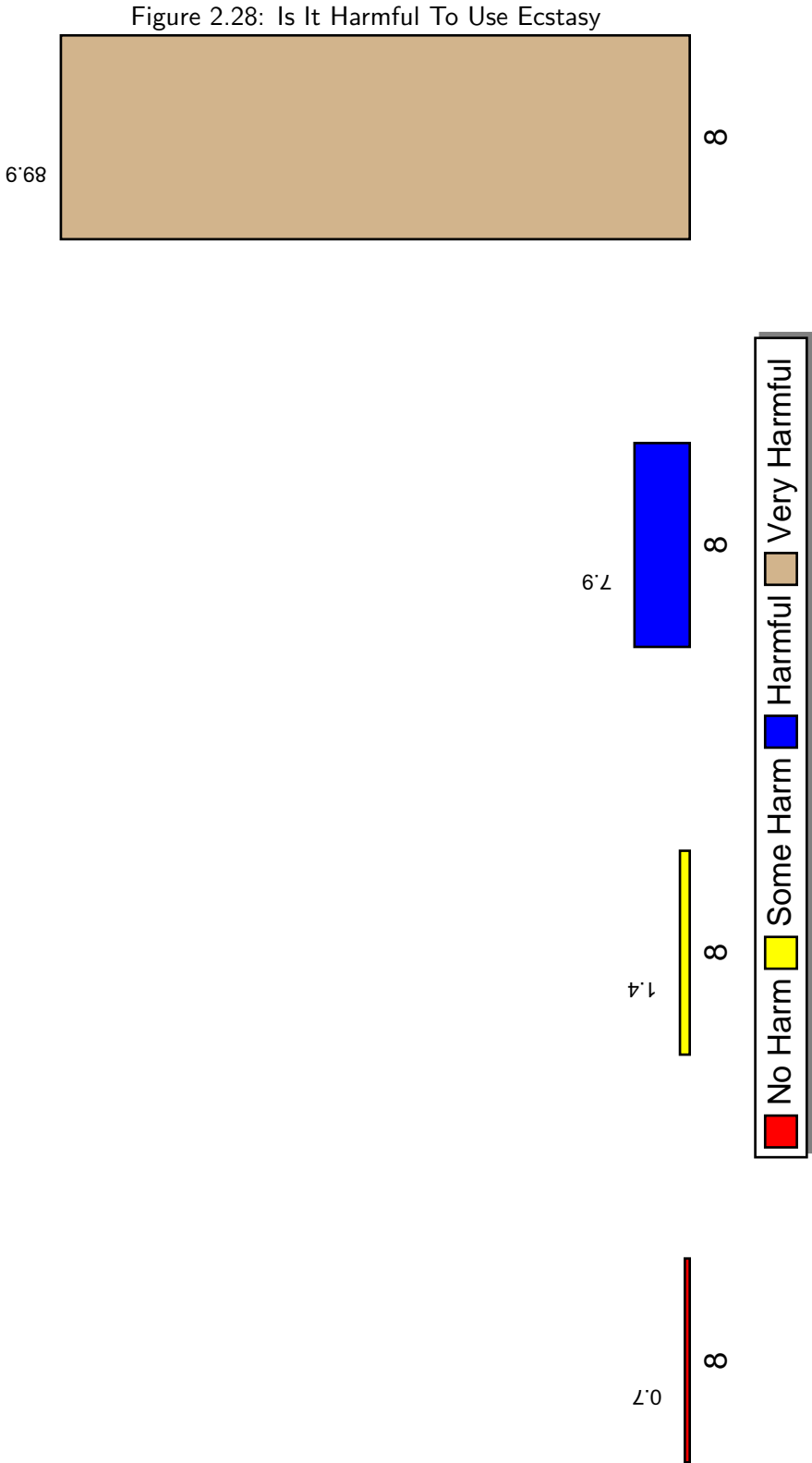
Is It Harmful To Use Inhalants



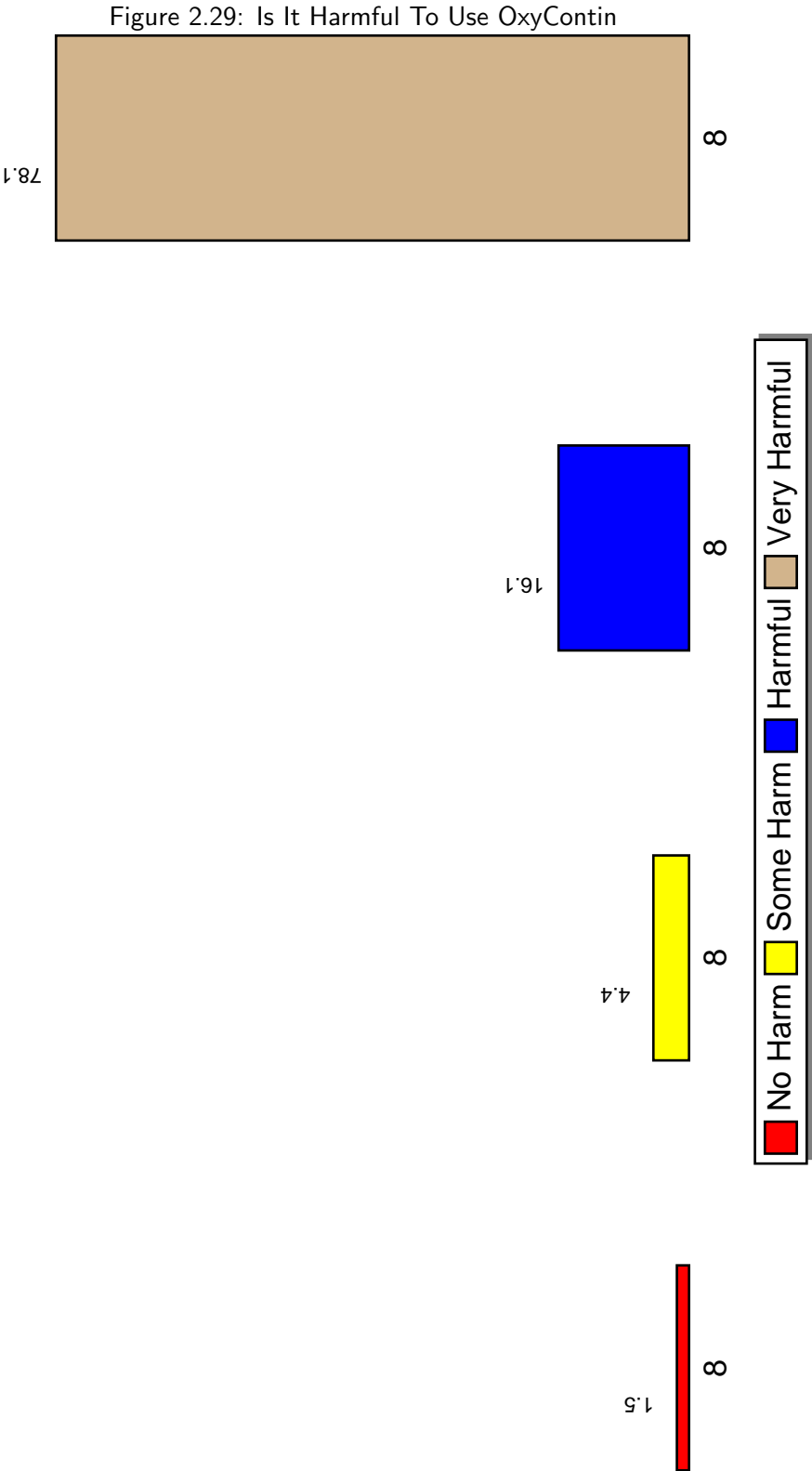
Is It Harmful To Use Hallucinogens



Is It Harmful To Use Ecstasy

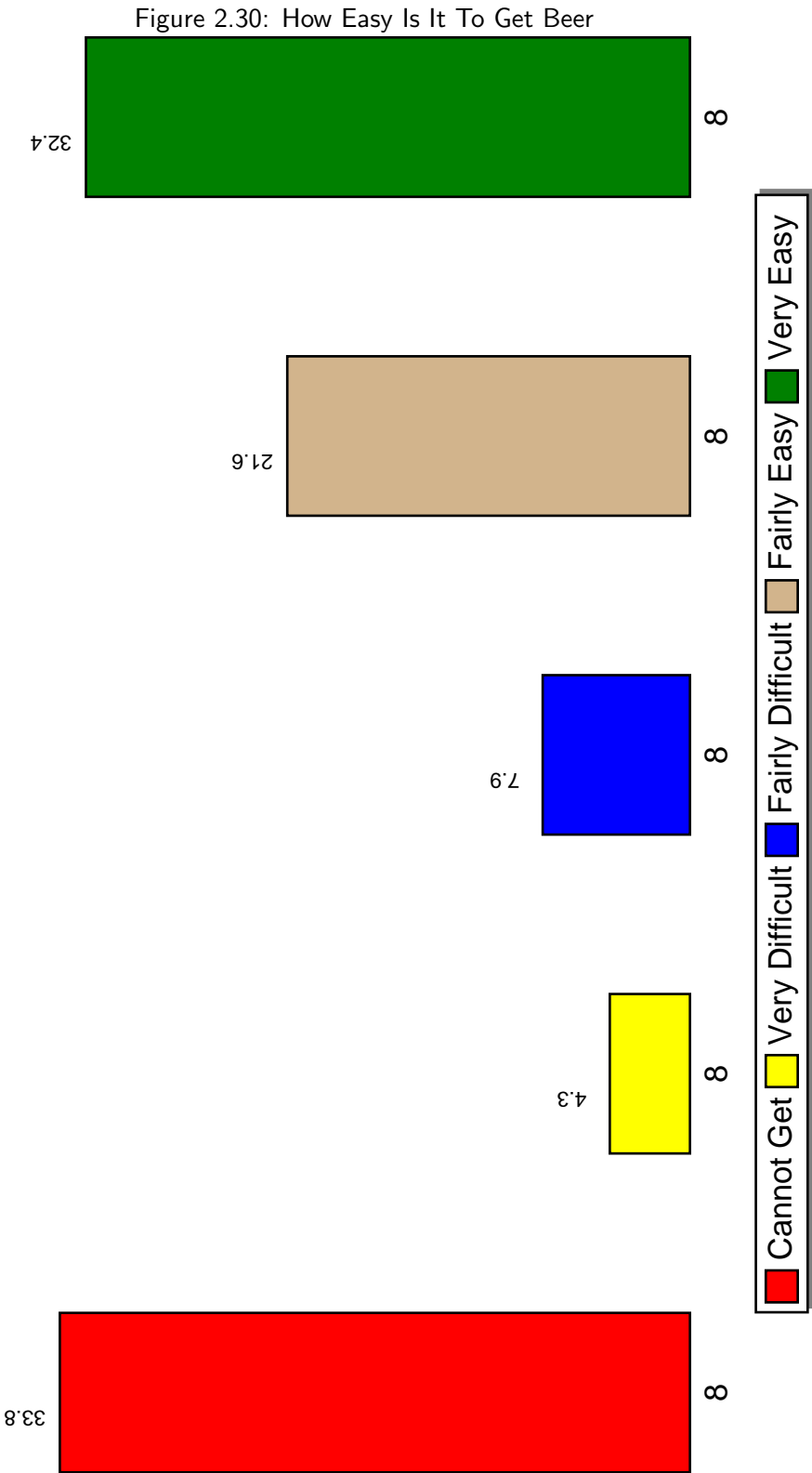


Is It Harmful To Use OxyContin

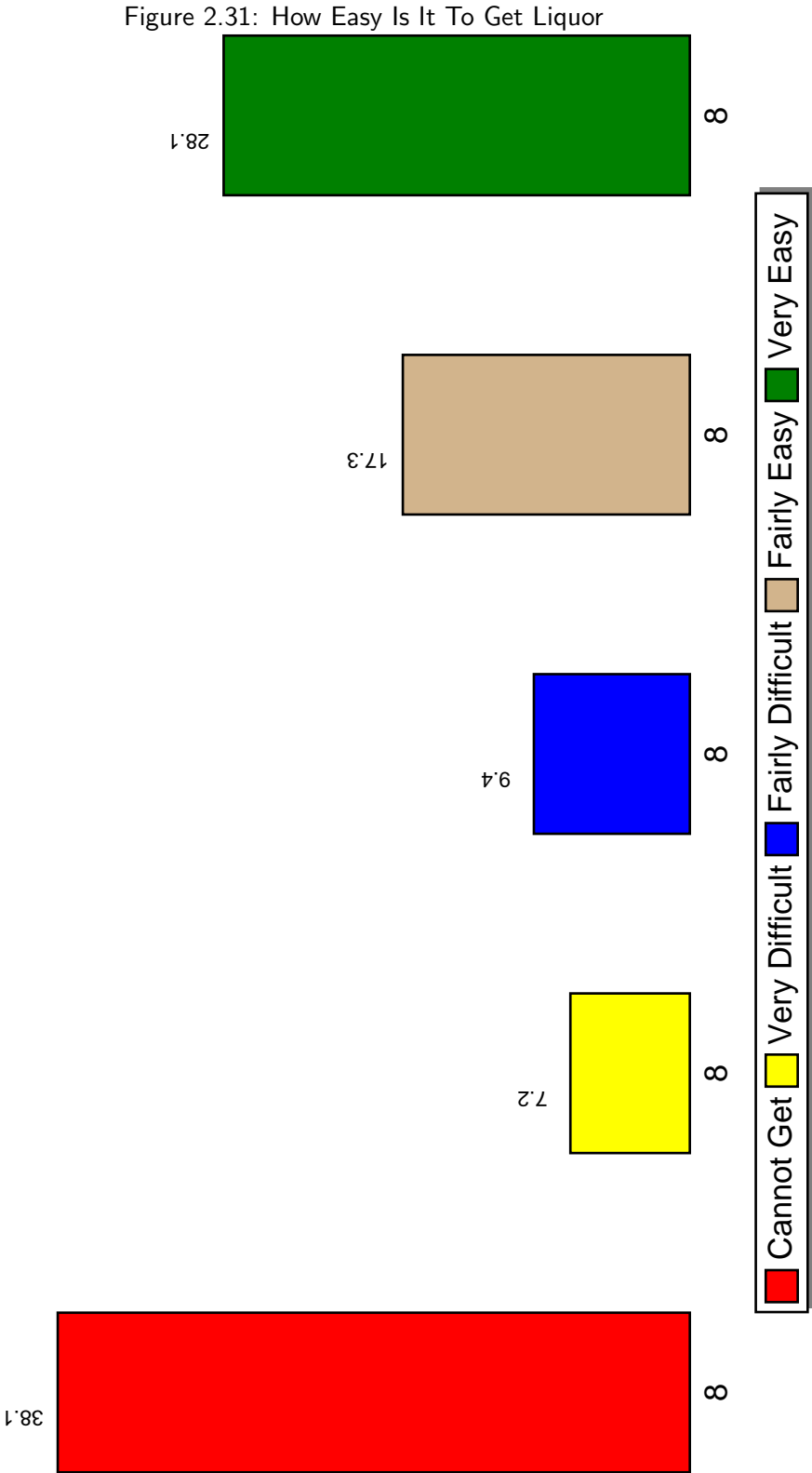


2.5 Availability

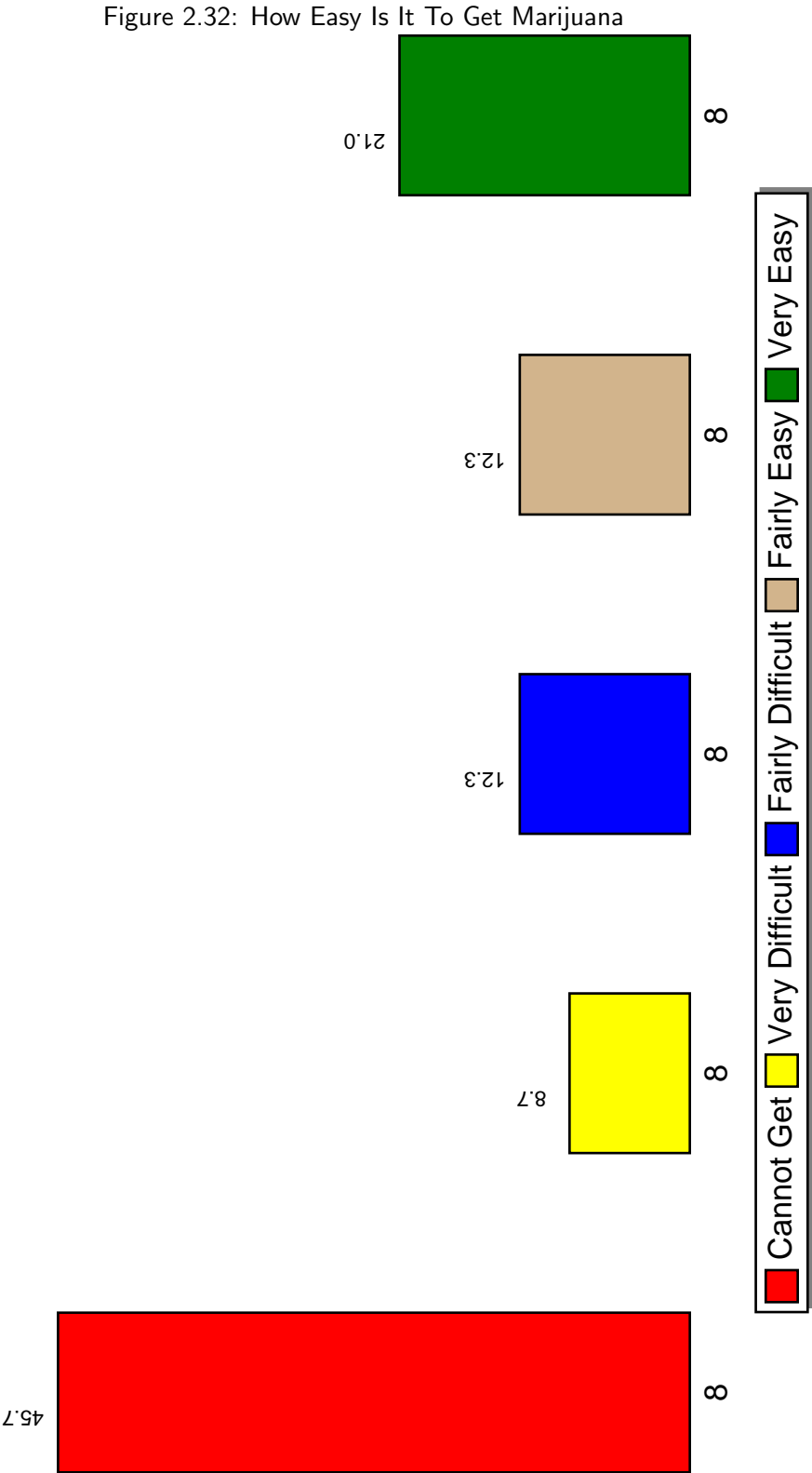
How Easy Is It To Get Beer



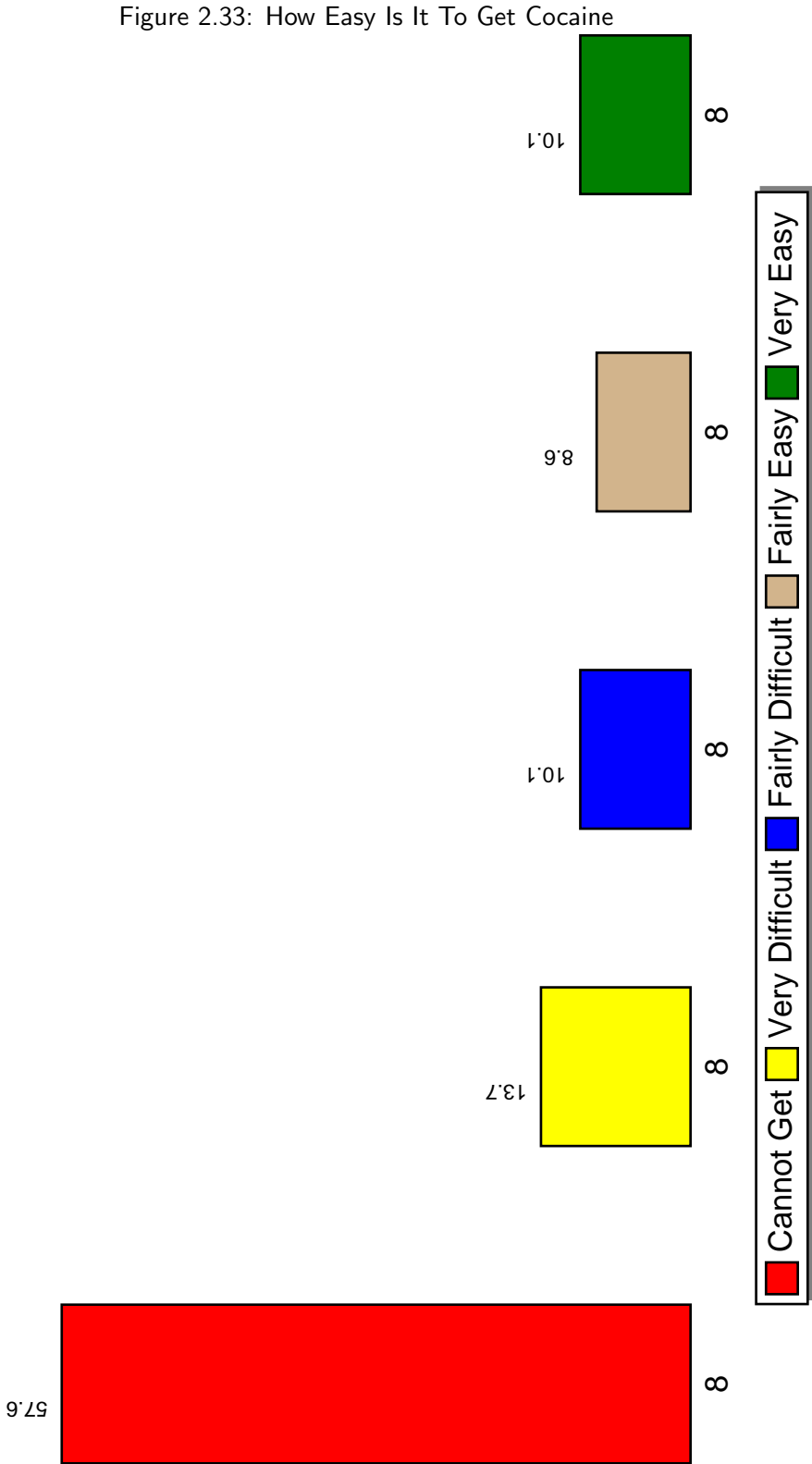
How Easy Is It To Get Liquor



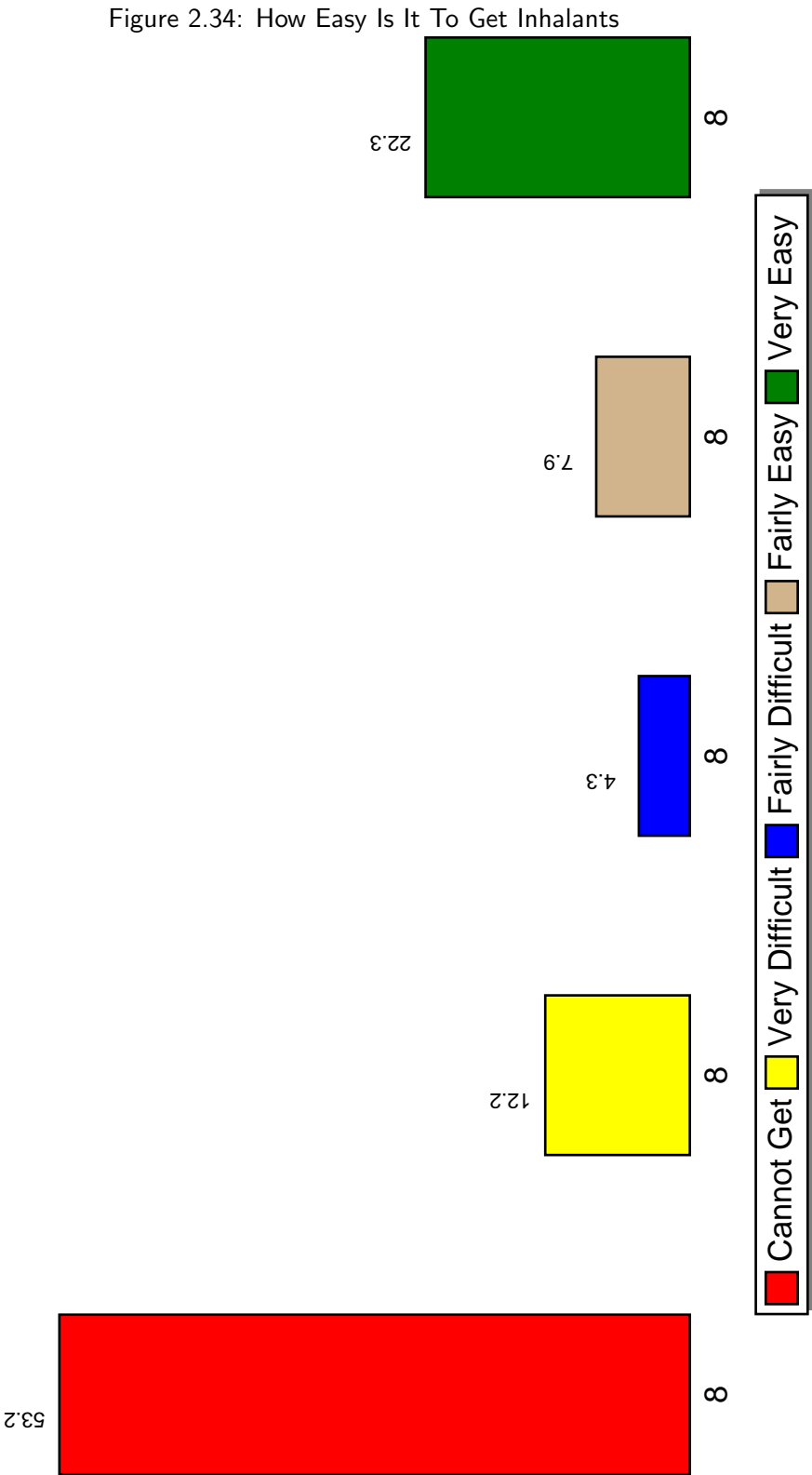
How Easy Is It To Get Marijuana



How Easy Is It To Get Cocaine

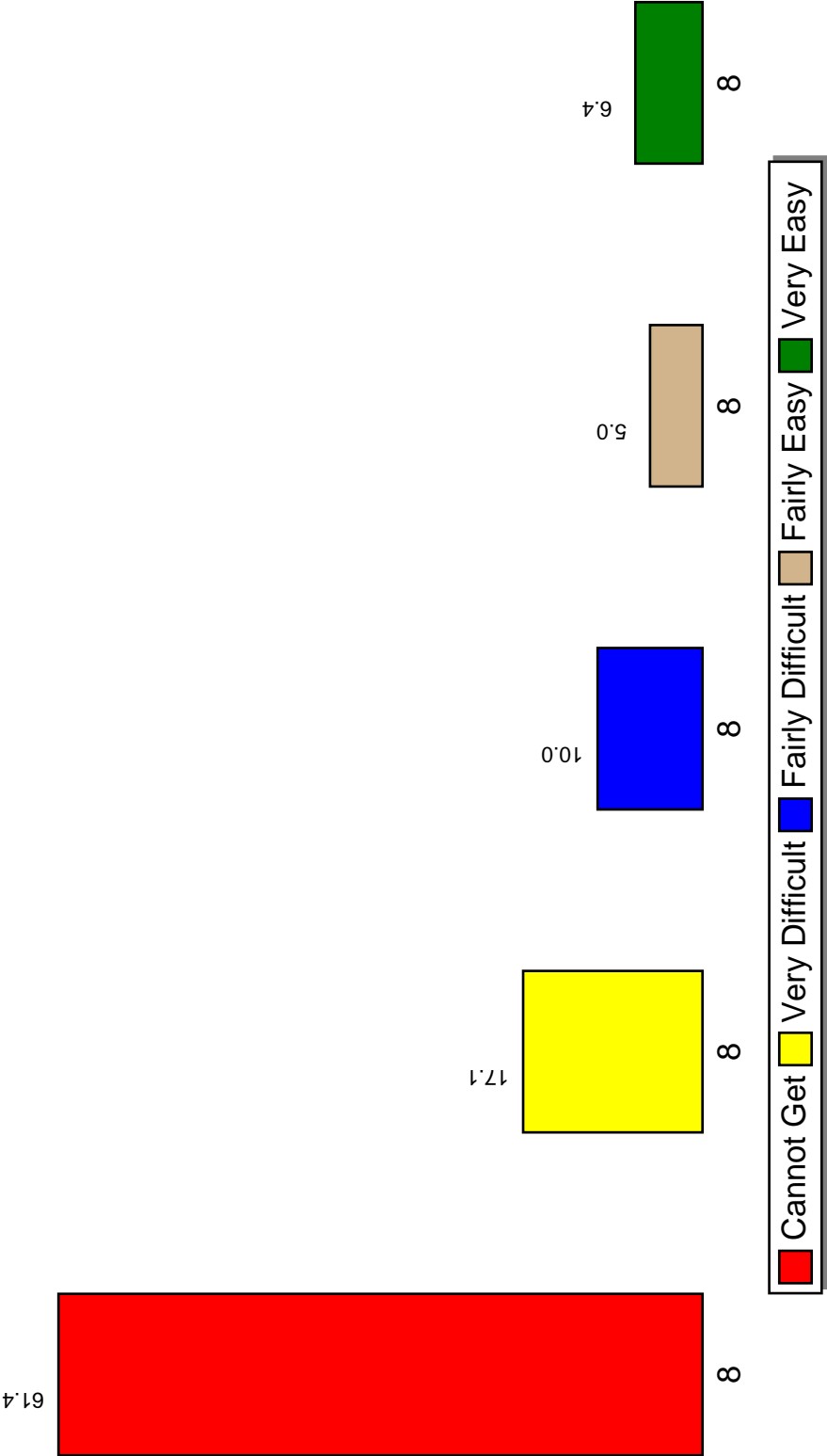


How Easy Is It To Get Inhalants

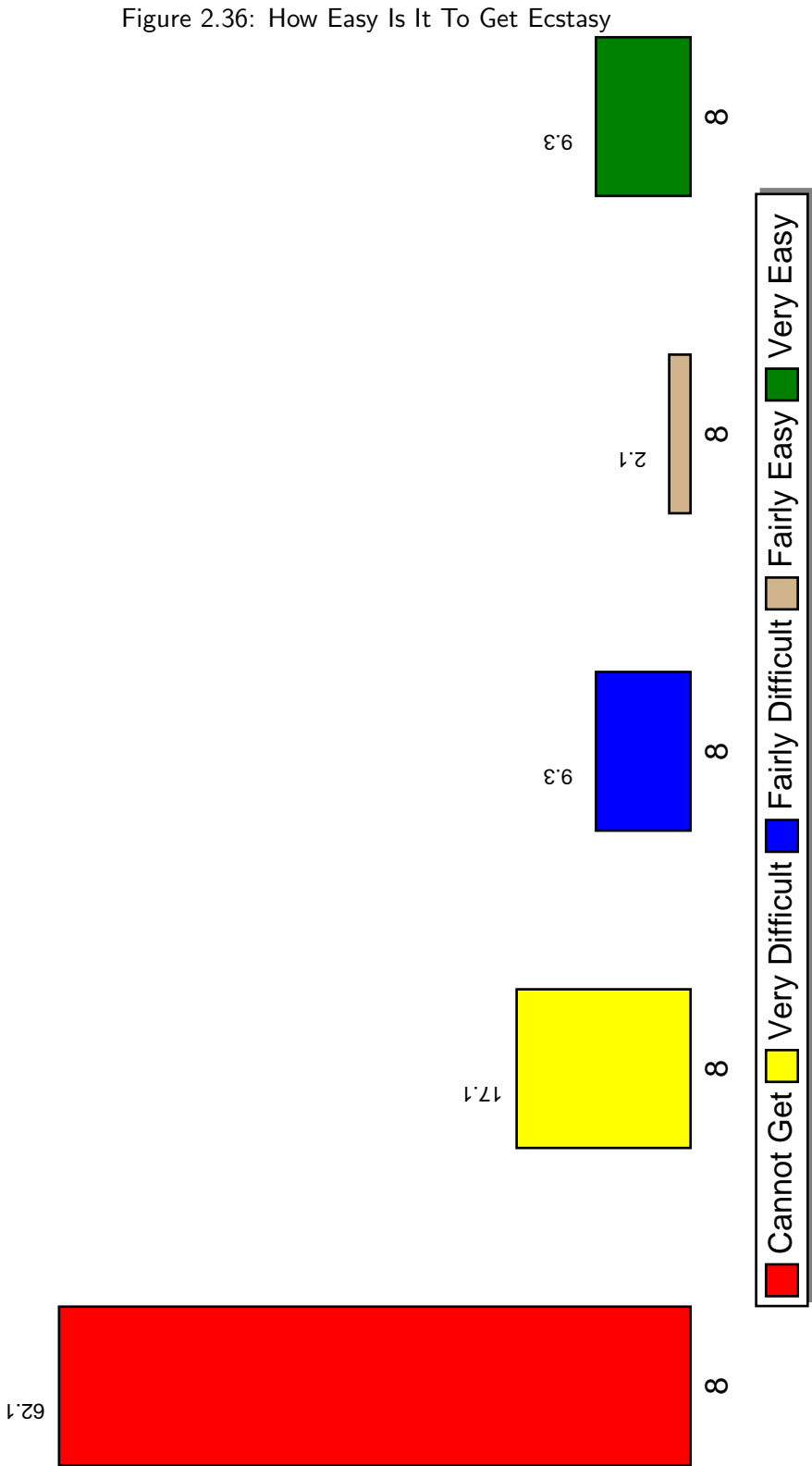


How Easy Is It To Get Hallucinogens

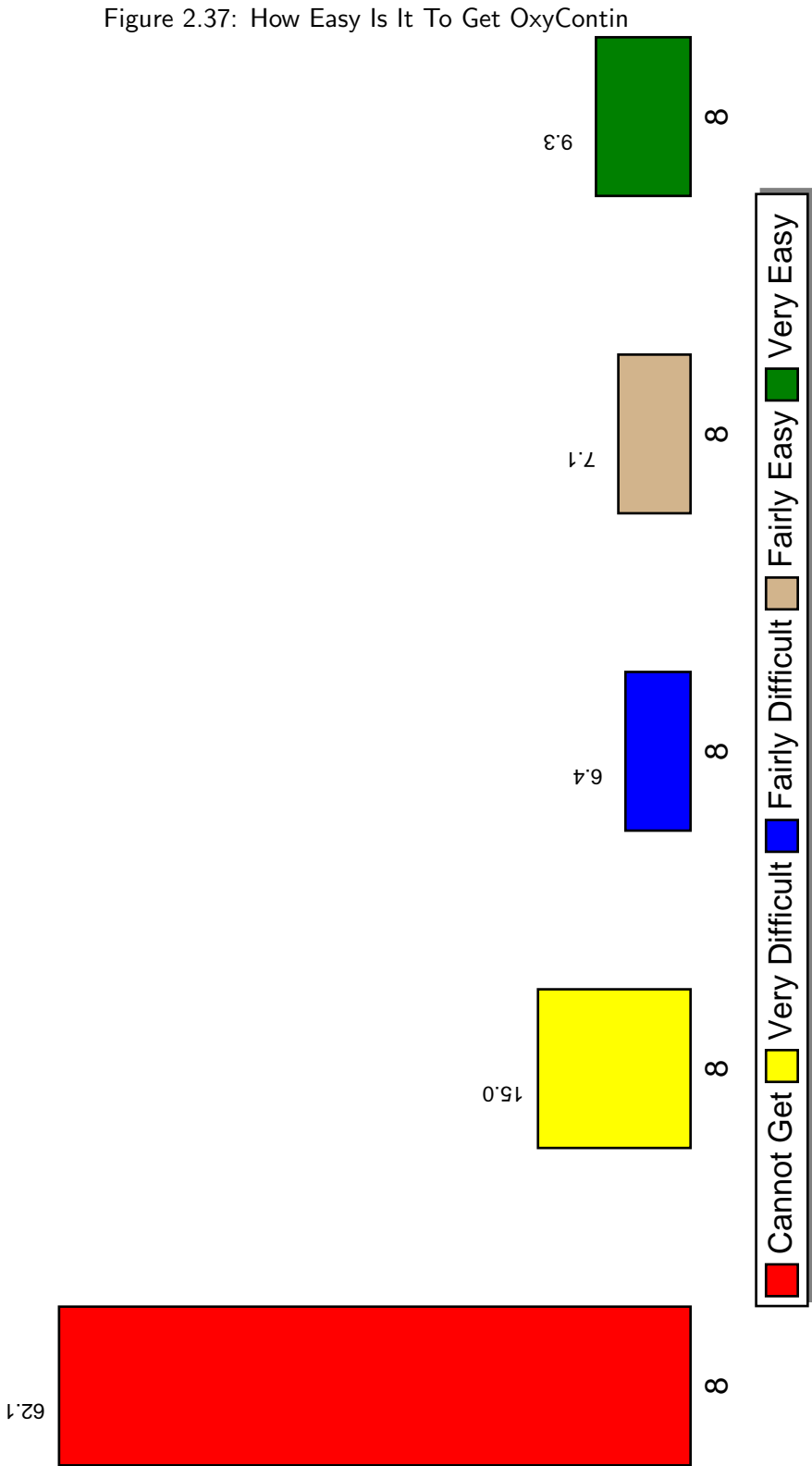
Figure 2.35: How Easy Is It To Get Hallucinogens



How Easy Is It To Get Ecstasy



How Easy Is It To Get OxyContin



Chapter 3

Summary Statistics

The following graphs and tables summarize some of the *Student Information* questions in regards to drug use. These data are calculated by examining specific subsets of your population. For example, a percentage is calculated for students who report carrying a gun and their liquor use. This percentage is calculated as follows:

$$\frac{\text{Number of those reporting carrying a gun to school and claiming to use liquor}}{\text{Number of those reporting carrying a gun and validly responding to the question } *How Often Do You Use Liquor*}$$

The *Ratio* describes the relationship between the groups examined on each graph. For example, in looking at Guns vs No Guns if the cocaine ratio were 5.3 this would mean the percentage of students who report cocaine use was 5.3 times higher for students who report bringing a gun to school compared to those who don't.

3.1 Guns

Total number of students surveyed = 143

3 students report carrying a gun to school. (2.1% of total responding)

Of the 3 students who report carrying a gun to school,

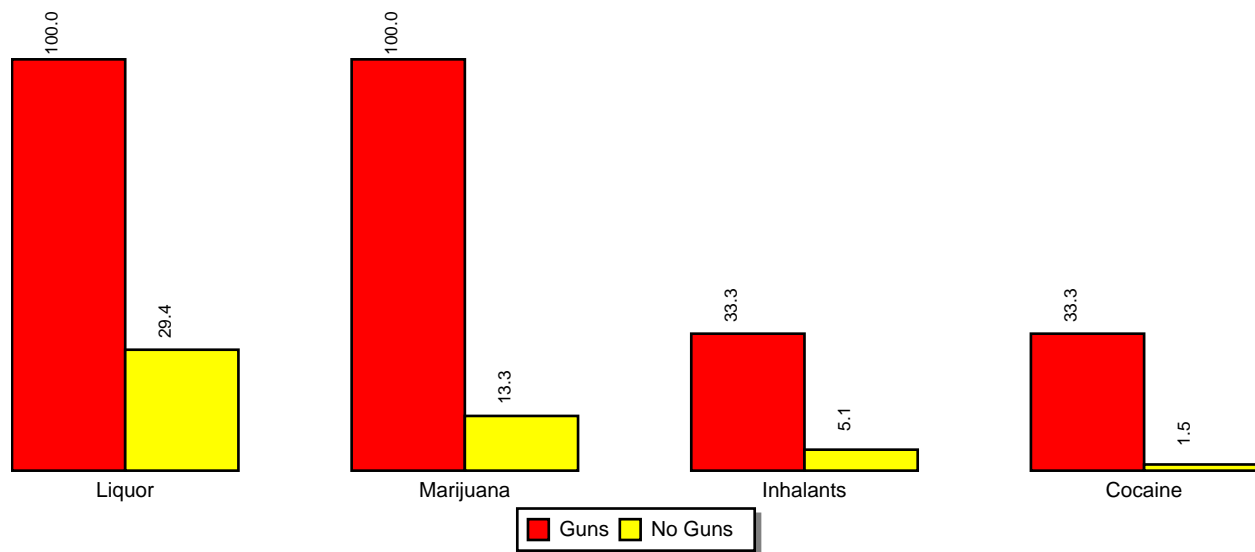
3 report using liquor (100.0%)

3 report using marijuana (100.0%).

1 report using inhalants (33.3%).

1 report using cocaine (33.3%).

Figure 3.1: Drug Use of Students Who Carry Guns vs Students Who Do Not
 Drug Use of Students Who Carry Guns vs Students Who Do Not



Drug	Guns	No Guns	Ratio
Liquor	100.0%	29.4%	3.4
Marijuana	100.0%	13.3%	7.5
Cocaine	33.3%	1.5%	22.2
Inhalants	33.3%	5.1%	6.5
N of Students	3	137	

3.2 Gangs

Total number of students surveyed = 143

20 students report taking part in gang activities, (14.1% of total responding)

Of the 20 students who report taking part in gang activities,

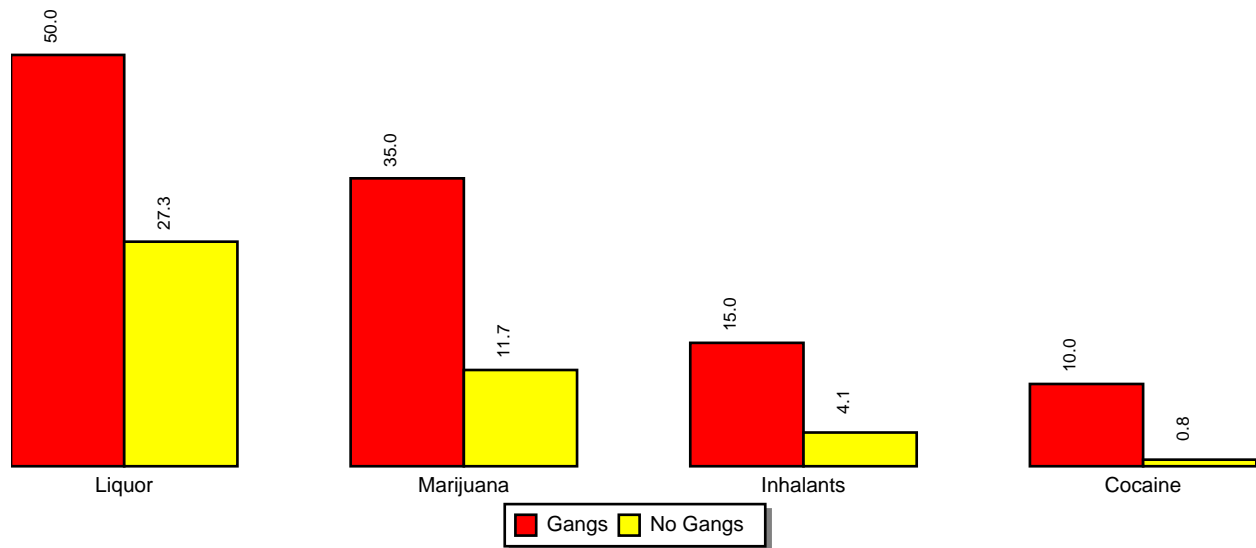
10 report using liquor (50.0%)

7 report using marijuana (35.0%).

3 report using inhalants (15.0%).

2 report using cocaine (10.0%).

Figure 3.2: Drug Use of Students In Gangs vs Students Not In Gangs
 Drug Use of Students In Gangs vs Students Not In Gangs



Drug	Gangs	No Gangs	Ratio
Liquor	50.0%	27.3%	1.8
Marijuana	35.0%	11.7%	3.0
Cocaine	10.0%	0.8%	12.5
Inhalants	15.0%	4.1%	3.7
N of Students	20	122	

3.3 Suicide

Total number of students surveyed = 143

3 students report thinking *Often* or *A Lot* about committing suicide. (2.1% of total responding)

Of the 3 students thinking *Often* or *A Lot* about committing suicide,

1 report using liquor (33.3%)

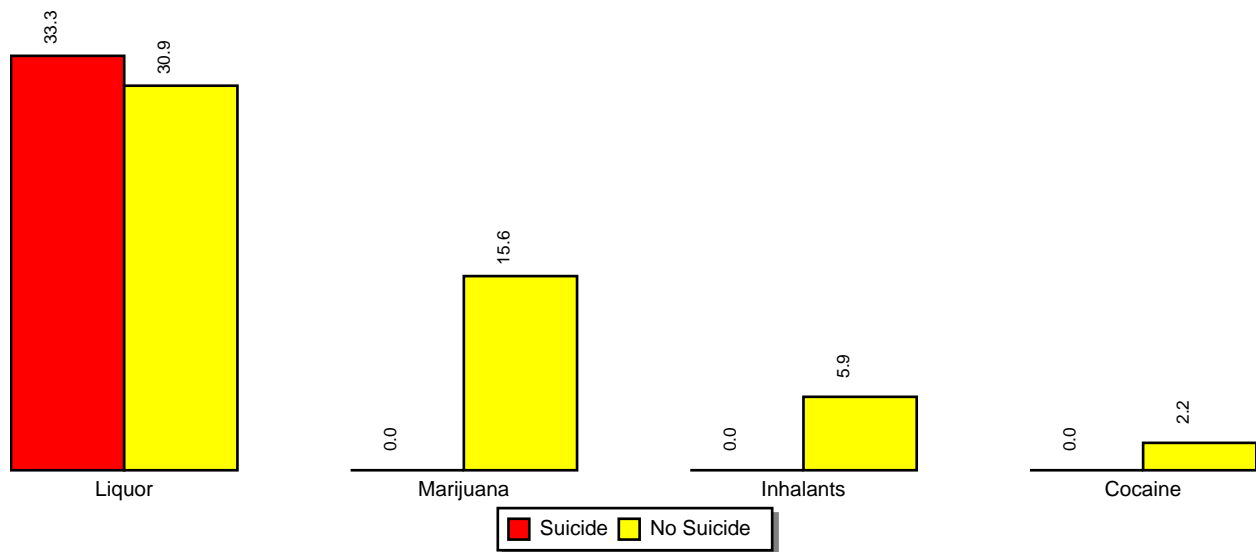
0 report using marijuana (0.0%).

0 report using inhalants (0.0%).

0 report using cocaine (0.0%).

Figure 3.3: Drug Use of Students Who Think of Suicide

Drug Use of Students Who Think of Suicide Often or a Lot vs Students Who Do Not



Drug	Suicide	No Suicide	Ratio
Liquor	33.3%	30.9%	1.1
Marijuana	0.0%	15.6%	0.0
Cocaine	0.0%	2.2%	0.0
Inhalants	0.0%	5.9%	0.0
N of Students	3	137	

3.4 Threatening Behaviors

Total number of students surveyed = 143

45 students report threatening to harm another student. (31.9% of total responding)

Of the 45 students who report threatening to harm,

3 report carrying a gun to school (6.7%)

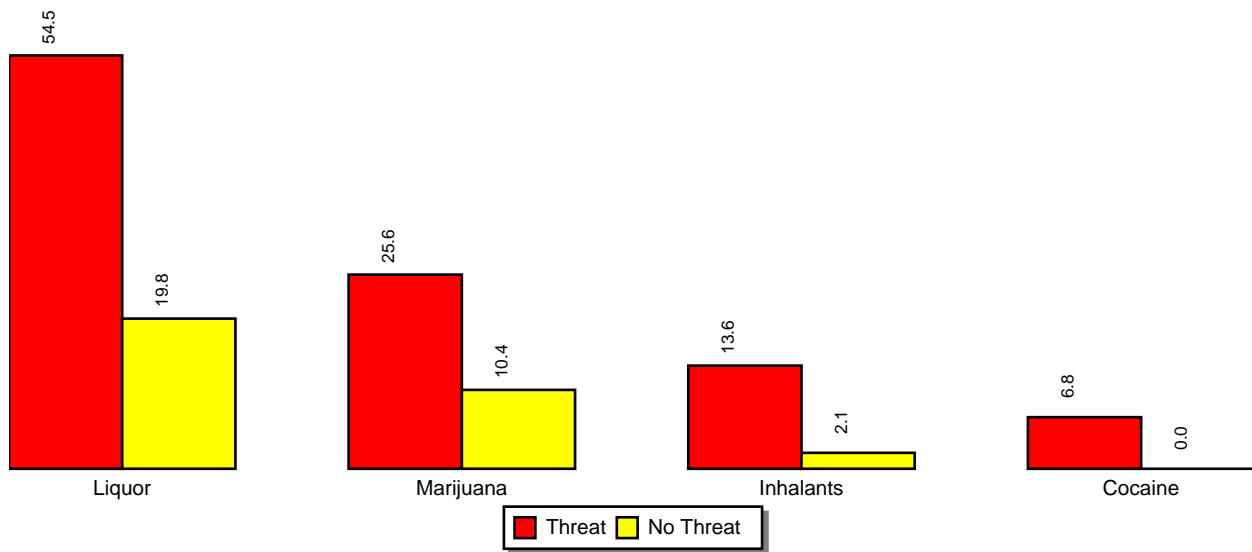
24 report using liquor (54.5%)

11 report using marijuana (25.6%).

6 report using inhalants (13.6%).

3 report using cocaine (6.8%).

Figure 3.4: Drug Use of Students Who Threaten vs Students Who Do Not
Drug Use of Students Who Threaten vs Students Who Do Not



Drug	Threat	No Threat	Ratio
Liquor	54.5%	19.8%	2.8
Marijuana	25.6%	10.4%	2.5
Cocaine	6.8%	0.0%	0.0
Inhalants	13.6%	2.1%	6.5
N of Students	45	96	

3.5 Trouble With The Police

Total number of students surveyed = 143

37 students report getting in trouble with the police. (26.1% of total responding)

Of the 37 students who report getting in trouble with the police,

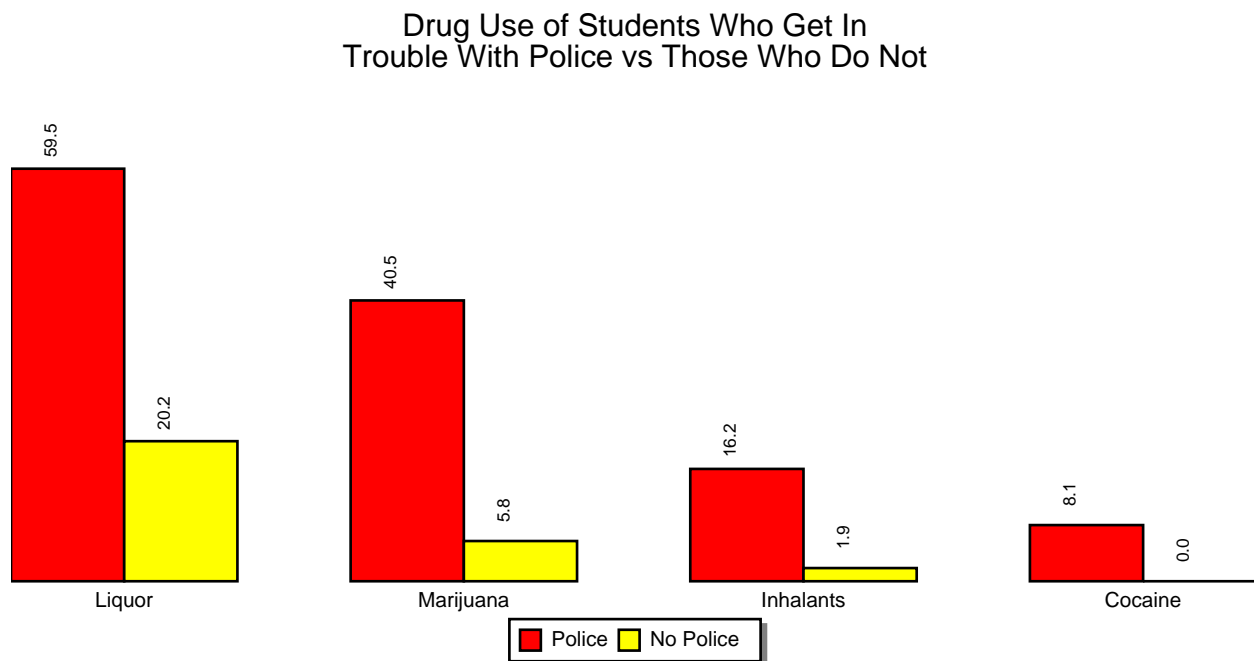
22 report using liquor (59.5%)

15 report using marijuana (40.5%).

6 report using inhalants (16.2%).

3 report using cocaine (8.1%).

Figure 3.5: Drug Use of Students Who Get In Trouble With Police vs Those Who Do Not



Drug	Police	No Police	Ratio
Liquor	59.5%	20.2%	2.9
Marijuana	40.5%	5.8%	7.0
Cocaine	8.1%	0.0%	0.0
Inhalants	16.2%	1.9%	8.5
N of Students	37	105	

3.6 Personal Safety

Total number of students surveyed = 143

34 students report being afraid another student will hurt them at school. (24.6% of total responding)

Of these 34 students, 2 report carrying a gun to school (6.1%).

30 students report getting hurt at school. (21.3% of total responding)

Of these 30 students, 2 report carrying a gun to school (6.9%).

3.7 Risk and Protective Factors

A *risk factor* is any characteristic which researchers have linked to a higher incidence of drug use. A *protective factor* is any characteristic which has been linked to a lower incidence of drug use. The following analysis of local risk and protective factors does not consider any cause and effect, only a *relationship* between student characteristics and drug use. Community, School, Family and Individual risk and protective factors are grouped accordingly and discussed.

3.7.1 Community - Risk Factors

FACTOR	% AT RISK
Join in community activities (<i>Never/Seldom</i>)	41.3%
Attend church or synagogue (<i>Never/Seldom</i>)	37.6%
Take part in gangs (<i>Seldom/Some/Often/A Lot</i>)	14.1%
Substance Availability (<i>Fairly/Very Easy to get</i>)	
Cigarettes	51.8%
Smokeless Tobacco	28.8%
Cigars	32.9%
Beer	54.0%
Wine Coolers	49.6%
Liquor	45.3%
Marijuana	33.3%
Cocaine	18.7%
Uppers	14.3%
Downers	15.1%
Inhalants	30.2%
Hallucinogens	11.4%
Heroin	11.5%
Steroids	12.9%
Ecstasy	11.4%
OxyContin	16.4%

The above survey results show community risk factors. These factors include *low neighborhood attachment* (never or seldom participate in community activities, church or synagogue); *community disorganization and norms favorable toward drug use* (student participation in gangs); and *availability of alcohol and other drugs* (fairly or very easy to get alcohol and other drugs). Note that a higher risk factor indicates an increased probability of involvement in drug use.

3.7.2 Community - Protective Factors

FACTOR	% PROTECTED
Join in community activities (<i>Often/A Lot</i>)	39.2%
Attend church or synagogue (<i>Often/A Lot</i>)	39.0%
Take part in gangs (<i>Never</i>)	85.9%
Substance Availability (<i>Cannot Get</i>)	
Cigarettes	34.5%
Smokeless Tobacco	52.5%
Cigars	46.4%
Beer	33.8%
Wine Coolers	38.8%
Liquor	38.1%
Marijuana	45.7%
Cocaine	57.6%
Uppers	60.7%
Downers	60.4%
Inhalants	53.2%
Hallucinogens	61.4%
Heroin	62.6%
Steroids	62.1%
Ecstasy	62.1%
OxyContin	62.1%

The above survey results show community protective factors. These factors include *supportive networks and social bonds* (participate in community activities, church or synagogue often or a lot); *community organization and norms favorable to support non-use among youth* (never participate in gangs); and *limited availability of alcohol and other drugs* (cannot get alcohol and other drugs). Note that a higher protective factor indicates a decreased probability of involvement in drug use.

3.7.3 School - Risk Factors

FACTOR	% AT RISK
Make good grades (<i>Never/Seldom</i>)	2.8%
Join in school activities (<i>Never/Seldom</i>)	19.6%
Trouble at school (<i>Often/A Lot</i>)	8.4%

The above survey results show school risk factors. These factors include *academic failure* (never or seldom make good grades); *low commitment to school* (never or seldom join in school activities); and *early anti-social behavior* (get into trouble at school often or a lot).

3.7.4 School - Protective Factors

FACTOR	% PROTECTED
Make good grades (<i>Often/A Lot</i>)	79.0%
Join in school activities (<i>Often/A Lot</i>)	62.2%
Trouble at school (<i>Never/Seldom</i>)	68.5%

The above survey results show school protective factors. These factors include *high academic expectations, goal setting and mastery* (make good grades often or a lot); *active involvement in extracurricular activities sponsored by the school* (join in school activities often or a lot); and *pro-social development* (never or seldom get into trouble at school).

3.7.5 Family - Risk Factors

FACTOR	% AT RISK
Parents talk about drugs (<i>Never/Seldom</i>)	23.1%
Parents set clear rules (<i>Never/Seldom</i>)	4.9%
Parents enforce rules (<i>Never/Seldom</i>)	14.7%

The above survey results show family risk factors. These factors include *weak parental attitudes towards use* (parents never or seldom talk to their children about the harmful effects of using drugs); and *family management problems* (parents never or seldom set clear rules and never or seldom enforce those rules).

3.7.6 Family - Protective Factors

FACTOR	% PROTECTED
Parents talk about drugs (<i>Often/A Lot</i>)	40.6%
Parents set clear rules (<i>Often/A Lot</i>)	77.6%
Parents enforce rules (<i>Often/A Lot</i>)	58.7%

The above survey results show family protective factors. These factors include *strong parental attitudes against adolescent drug use* (parents talk to their children about the harmful effects of using drugs often or a lot); *parents' clear expectations of their children* (parents set clear rules often or a lot); and *discipline* (parents punish their children often or a lot when they break the rules).

3.7.7 Individual - Risk Factors

FACTOR	% AT RISK
Threaten students (<i>One or more times</i>)	31.9%
Trouble with police (<i>Seldom/Sometimes/Often/A Lot</i>)	26.1%
Think about suicide (<i>Often/A Lot</i>)	2.1%
Harmful to health (<i>No/Some Harm</i>)	
Cigarettes	14.9%
Smokeless Tobacco	12.1%
Cigars	19.9%
Beer	33.1%
Wine Coolers	47.9%
Liquor	27.7%
Marijuana	10.7%
Cocaine	1.4%
Uppers	3.6%
Downers	4.3%
Inhalants	5.0%
Hallucinogens	2.9%
Heroin	1.4%
Steroids	4.3%
Ecstasy	2.2%
OxyContin	5.8%

The above survey results show individual risk factors. These include *anti-social behavior in early adolescence and rebelliousness* (threaten to harm others and get in trouble with the police); *alienation* (think about suicide often or a lot); and *favorable attitudes towards drug use* (feel drugs are not harmful, sometimes harmful).

3.7.8 Individual - Protective Factors

FACTOR	% PROTECTED
Threaten students (<i>Never</i>)	68.1%
Trouble with police (<i>Never</i>)	73.9%
Think about suicide (<i>Never/Seldom</i>)	89.3%
<hr/>	
Harmful to health (<i>Very Much</i>)	
Cigarettes	51.1%
Smokeless Tobacco	51.4%
Cigars	41.1%
Beer	33.1%
Wine Coolers	24.3%
Liquor	39.0%
Marijuana	71.4%
Cocaine	87.1%
Uppers	86.4%
Downers	84.4%
Inhalants	75.7%
Hallucinogens	85.7%
Heroin	90.8%
Steroids	80.0%
Ecstasy	89.9%
OxyContin	78.1%

The above survey results show individual protective factors. These include *respect for authority* (never threaten to harm students or teachers and never get into trouble with the police); *feeling of belonging, higher respect for self* (think about suicide never or seldom); and *unfavorable attitudes towards drug use* (feel drugs are very much harmful).

Chapter 4

Drug-Free Communities Support Program - OJJDP Required Statistics

The following tables contain data that is requested by the Office of Juvenile Justice and Drug Prevention on the Drug-Free Communities Support Program form. Some of the wording of questions asked by the OJJDP differ somewhat from those asked by the **PRIDE Surveys Questionnaire**. The following is a list of the OJJDP requested statistics and their **PRIDE Surveys** equivalent. The **PRIDE Surveys Questionnaire** can be used to reliably measure and monitor change in all of these areas.

30-Day Use The question *How often do you use* is used to measure this statistic by reporting the percentage of students who report using *Once a Month* or more often.

Perception of Risk The question *Do you feel the following drugs are harmful to your health* is used to measure this statistic by reporting the percentage of students who report that using the drug is *Harmful* or *Very Harmful* to their health.

Perception of Disapproval The question *Do your parents talk to you about the problems of alcohol/drugs?* is used to measure this statistic by reporting the percentage of students who report any talking with parents and the percentage of students who report talking *Often* or *A Lot*. This question does not break out the responses by alcohol, tobacco and marijuana.

Age of Onset The question *When did you first use* is used to measure this statistic. The possible responses to this question consist of a set of age ranges. The table shows the age range that represents the average category score for this question.

4.1 Monthly Use

Table 4.1: Monthly Use of Alcohol

Grade Level	N of Valid	N of Miss	Percent of Use
8th	141	2	13.5
Jr Hi	141	2	13.5
Total	141	2	13.5

Table 4.2: Monthly Use of Tobacco

Grade Level	N of Valid	N of Miss	Percent of Use
8th	141	2	5.7
Jr Hi	141	2	5.7
Total	141	2	5.7

Table 4.3: Monthly Use of Marijuana

Grade Level	N of Valid	N of Miss	Percent of Use
8th	140	3	7.1
Jr Hi	140	3	7.1
Total	140	3	7.1

4.2 Perception of Risk

Table 4.4: Perception of Risk of Alcohol

Grade Level	N of Valid	N of Miss	Harmful or Very Harmful
8th	141	2	77.3
Jr Hi	141	2	77.3
Total	141	2	77.3

Table 4.5: Perception of Risk of Tobacco

Grade Level	N of Valid	N of Miss	Harmful or Very Harmful
8th	141	2	96.5
Jr Hi	141	2	96.5
Total	141	2	96.5

Table 4.6: Perception of Risk of Marijuana

Grade Level	N of Valid	N of Miss	Harmful or Very Harmful
8th	140	3	89.3
Jr Hi	140	3	89.3
Total	140	3	89.3

4.3 Perception of Disapproval

Table 4.7: Perception of Disapproval of Alcohol/Drugs

Grade Level	N of Valid	N of Miss	Any Disapproval	Often or A Lot Disapproval
8th	143	0	93.0	40.6
Jr Hi	143	0	93.0	40.6
Total	143	0	93.0	40.6

4.4 Age of First Use

Table 4.8: When did you first use any alcohol?

Grade Level	N of Valid	N of Miss	Avg Cat Score	Rounded Cat Score	Avg Age Cat
8th	142	1	3.448	3	10-11
Jr Hi	142	1	3.448	3	10-11
Total	142	1	3.448	3	10-11

Table 4.9: When did you first use any tobacco?

Grade Level	N of Valid	N of Miss	Avg Cat Score	Rounded Cat Score	Avg Age Cat
8th	142	1	3.167	3	10-11
Jr Hi	142	1	3.167	3	10-11
Total	142	1	3.167	3	10-11

Table 4.10: When did you first use marijuana?

Grade Level	N of Valid	N of Miss	Avg Cat Score	Rounded Cat Score	Avg Age Cat
8th	141	2	3.842	4	12-13
Jr Hi	141	2	3.842	4	12-13
Total	141	2	3.842	4	12-13

Chapter 5

Percentage Tables

This chapter contains your school survey results in tabular form. Each table corresponds to an item on the questionnaire. The tables contain percentage data by grade level, *Junior High* (grades 6 through 8), *Senior High* (grades 9 through 12), and *Total*. The *N of Valid* column contains the number of students responding to the item and the *N of Missing* column contains the number of students not responding to the item. The remaining columns contain the percentages of students responding to the particular response categories.

The percentage tables of the report appear in the same order as corresponding questions on the questionnaire. The Table of Contents contains the percentage tables by section and gives the page number where each section is located. The List of Tables contains the location of each individual table.

The last section of tables presents the frequency of drug use *How Often Do You Use* data with the categories *collapsed* as follows:

- Daily Use – Every Day
- Weekly Use – Once/Week + 3 Times/Week + Every Day
- Monthly Use – Once/Month + Twice/Month + Once/Week + 3 Times/Week + Every Day
- Annual Use – Once/Year + 6 Times/Year + Once/Month + Twice/Month + Once/Week + 3 Times/Week + Every Day

Three additional drug use categories have been created for the question *How Often Do You Use* by combining the existing data. A *Tobacco Use* category was created by looking at the responses on each questionnaire on the tobacco categories and taking the highest value as the value for *Tobacco Use*. The *Alcohol Use* category was created by looking at the responses on each questionnaire on the alcohol categories. The category of *Illicit Drug Use* was created in the same way by looking at the illicit drug categories. Therefore, the *Tobacco Use* category represents any tobacco use regardless of the type of tobacco, the *Alcohol Use* category represents any alcohol use regardless of the type of alcohol and the *Illicit Drug Use* category represents any illicit drug use regardless of the type of drug.

5.1 Personal & Family Information

Table 5.1: Ethnic Origin

Grade Level	N of Valid	N of Miss	African American		Hispanic	Asian	Native	Mixed	Other
			White		Latino	Paclslndr	American	Origin	
8th	140	3	65.0	8.6	4.3	11.4	0.0	6.4	4.3
Jr Hi	140	3	65.0	8.6	4.3	11.4	0.0	6.4	4.3
Total	140	3	65.0	8.6	4.3	11.4	0.0	6.4	4.3

Table 5.2: Sex

Grade Level	N of Valid	N of Miss	Sex	
			Male	Female
8th	137	6	46.7	53.3
Jr Hi	137	6	46.7	53.3
Total	137	6	46.7	53.3

Table 5.3: Age

Grade Level	N of Valid	N of Miss	Age										
			-10	11	12	13	14	15	16	17	18	19+	
8th	142	1	0.0	0.0	0.0	19.0	78.9	2.1	0.0	0.0	0.0	0.0	
Jr Hi	142	1	0.0	0.0	0.0	19.0	78.9	2.1	0.0	0.0	0.0	0.0	
Total	142	1	0.0	0.0	0.0	19.0	78.9	2.1	0.0	0.0	0.0	0.0	

Table 5.4: Do you live with:

Grade Level	N of Valid	N of Miss	Living Arrangements						
			Both Parents	Mother Only	Father Only	Mother & Stepfather	Father & Stepmother	Other	
8th	141	2	70.9	9.9	0.7	12.1		2.1	4.3
Jr Hi	141	2	70.9	9.9	0.7	12.1		2.1	4.3
Total	141	2	70.9	9.9	0.7	12.1		2.1	4.3

Table 5.5: Do you have a job?

Grade Level	N of Valid	N of Miss	Job Status		
			Yes, Full-time	Yes, Part-time	No
8th	139	4	1.4	22.3	76.3
Jr Hi	139	4	1.4	22.3	76.3
Total	139	4	1.4	22.3	76.3

Table 5.6: Does your father have a job?

Grade Level	N of Valid	N of Miss	Yes, Full-time	Yes, Part-time	No
8th	139	4	92.8	4.3	2.9
Jr Hi	139	4	92.8	4.3	2.9
Total	139	4	92.8	4.3	2.9

Table 5.7: Does your mother have a job?

Grade Level	N of Valid	N of Miss	Yes, Full-time	Yes, Part-time	No
8th	135	8	67.4	19.3	13.3
Jr Hi	135	8	67.4	19.3	13.3
Total	135	8	67.4	19.3	13.3

Table 5.8: What is the educational level of your father?

Grade Level	N of Valid	N of Miss	Some High School	High School Graduate	Some College	College Graduate
8th	128	15	7.0	31.3	25.0	36.7
Jr Hi	128	15	7.0	31.3	25.0	36.7
Total	128	15	7.0	31.3	25.0	36.7

Table 5.9: What is the educational level of your mother?

Grade Level	N of Valid	N of Miss	Some High School	High School Graduate	Some College	College Graduate
8th	126	17	5.6	32.5	19.0	42.9
Jr Hi	126	17	5.6	32.5	19.0	42.9
Total	126	17	5.6	32.5	19.0	42.9

5.2 Student Characteristics

Table 5.10: Do you make good grades?

Grade Level	N of Valid	N of Miss					A
			Never	Seldom	Sometimes	Often	Lot
8th	143	0	0.0	2.8	18.2	27.3	51.7
Jr Hi	143	0	0.0	2.8	18.2	27.3	51.7
Total	143	0	0.0	2.8	18.2	27.3	51.7

Table 5.11: Do you get into trouble at school?

Grade Level	N of Valid	N of Miss					A
			Never	Seldom	Sometimes	Often	Lot
8th	143	0	31.5	37.1	23.1	4.9	3.5
Jr Hi	143	0	31.5	37.1	23.1	4.9	3.5
Total	143	0	31.5	37.1	23.1	4.9	3.5

Table 5.12: Do you take part in school activities such as sports teams, band, clubs, etc?

Grade Level	N of Valid	N of Miss					A
			Never	Seldom	Sometimes	Often	Lot
8th	143	0	11.2	8.4	18.2	26.6	35.7
Jr Hi	143	0	11.2	8.4	18.2	26.6	35.7
Total	143	0	11.2	8.4	18.2	26.6	35.7

Table 5.13: Do you take part in community activities such as scouts, rec. teams, youth clubs, etc?

Grade Level	N of Valid	N of Miss					A
			Never	Seldom	Sometimes	Often	Lot
8th	143	0	23.8	17.5	19.6	23.1	16.1
Jr Hi	143	0	23.8	17.5	19.6	23.1	16.1
Total	143	0	23.8	17.5	19.6	23.1	16.1

Table 5.14: Do you attend church, synagogue, etc.?

Grade Level	N of Valid	N of Miss					A
			Never	Seldom	Sometimes	Often	Lot
8th	141	2	17.0	20.6	23.4	14.9	24.1
Jr Hi	141	2	17.0	20.6	23.4	14.9	24.1
Total	141	2	17.0	20.6	23.4	14.9	24.1

Table 5.15: Have you threatened to harm a teacher?

Grade Level	N of Valid	N of Miss					A
			Never	Seldom	Sometimes	Often	Lot
8th	142	1	92.3	6.3	0.7	0.0	0.7
Jr Hi	142	1	92.3	6.3	0.7	0.0	0.7
Total	142	1	92.3	6.3	0.7	0.0	0.7

Table 5.16: Have you threatened to harm one or both of your parents, guardians, etc.?

Grade Level	N of Valid	N of Miss					A
			Never	Seldom	Sometimes	Often	Lot
8th	142	1	91.5	6.3	0.7	0.7	0.7
Jr Hi	142	1	91.5	6.3	0.7	0.7	0.7
Total	142	1	91.5	6.3	0.7	0.7	0.7

Table 5.17: Do your parents talk with you about the problems of alcohol/drugs?

Grade Level	N of Valid	N of Miss					A
			Never	Seldom	Sometimes	Often	Lot
8th	143	0	7.0	16.1	36.4	25.9	14.7
Jr Hi	143	0	7.0	16.1	36.4	25.9	14.7
Total	143	0	7.0	16.1	36.4	25.9	14.7

Table 5.18: Do your teachers talk with you about the problems of alcohol/drugs?

Grade Level	N of Valid	N of Miss					A
			Never	Seldom	Sometimes	Often	Lot
8th	141	2	7.8	22.7	29.1	22.0	18.4
Jr Hi	141	2	7.8	22.7	29.1	22.0	18.4
Total	141	2	7.8	22.7	29.1	22.0	18.4

Table 5.19: Do your friends talk with you about the problems of alcohol/drugs?

Grade Level	N of Valid	N of Miss					A
			Never	Seldom	Sometimes	Often	Lot
8th	140	3	29.3	33.6	17.9	15.0	4.3
Jr Hi	140	3	29.3	33.6	17.9	15.0	4.3
Total	140	3	29.3	33.6	17.9	15.0	4.3

Table 5.20: Does your school set clear rules on bringing a gun to school?

Grade Level	N of Valid	N of Miss						A
			Never	Seldom	Sometimes	Often	Lot	
8th	140	3	2.9	1.4	12.1	27.1	56.4	
Jr Hi	140	3	2.9	1.4	12.1	27.1	56.4	
Total	140	3	2.9	1.4	12.1	27.1	56.4	

Table 5.21: Does your school set clear rules on using drugs at school?

Grade Level	N of Valid	N of Miss						A
			Never	Seldom	Sometimes	Often	Lot	
8th	140	3	2.1	2.1	14.3	26.4	55.0	
Jr Hi	140	3	2.1	2.1	14.3	26.4	55.0	
Total	140	3	2.1	2.1	14.3	26.4	55.0	

Table 5.22: Does your school set clear rules on bullying or threatening other students at school?

Grade Level	N of Valid	N of Miss						A
			Never	Seldom	Sometimes	Often	Lot	
8th	140	3	0.7	4.3	10.7	27.9	56.4	
Jr Hi	140	3	0.7	4.3	10.7	27.9	56.4	
Total	140	3	0.7	4.3	10.7	27.9	56.4	

Table 5.23: Does your school punish you when you break the rules?

Grade Level	N of Valid	N of Miss						A
			Never	Seldom	Sometimes	Often	Lot	
8th	141	2	3.5	0.7	14.9	28.4	52.5	
Jr Hi	141	2	3.5	0.7	14.9	28.4	52.5	
Total	141	2	3.5	0.7	14.9	28.4	52.5	

Table 5.24: In the past year, have you seen anti-beer commercials?

Grade Level	N of Valid	N of Miss						A
			Never	Seldom	Sometimes	Often	Lot	
8th	141	2	34.0	25.5	19.1	7.1	14.2	
Jr Hi	141	2	34.0	25.5	19.1	7.1	14.2	
Total	141	2	34.0	25.5	19.1	7.1	14.2	

Table 5.25: In the past year, have you seen anti-drug commercials?

Grade Level	N of Valid	N of Miss					A
			Never	Seldom	Sometimes	Often	Lot
8th	139	4	5.0	7.9	19.4	25.2	42.4
Jr Hi	139	4	5.0	7.9	19.4	25.2	42.4
Total	139	4	5.0	7.9	19.4	25.2	42.4

Table 5.26: Do you think anti-drug commercials help prevent drug use?

Grade Level	N of Valid	N of Miss					A
			Never	Seldom	Sometimes	Often	Lot
8th	140	3	15.7	15.7	37.9	21.4	9.3
Jr Hi	140	3	15.7	15.7	37.9	21.4	9.3
Total	140	3	15.7	15.7	37.9	21.4	9.3

Table 5.27: Do your parents set clear rules for you?

Grade Level	N of Valid	N of Miss					A
			Never	Seldom	Sometimes	Often	Lot
8th	138	5	1.4	3.6	14.5	33.3	47.1
Jr Hi	138	5	1.4	3.6	14.5	33.3	47.1
Total	138	5	1.4	3.6	14.5	33.3	47.1

Table 5.28: Do your parents punish you when you break the rules?

Grade Level	N of Valid	N of Miss					A
			Never	Seldom	Sometimes	Often	Lot
8th	141	2	5.7	9.2	25.5	27.0	32.6
Jr Hi	141	2	5.7	9.2	25.5	27.0	32.6
Total	141	2	5.7	9.2	25.5	27.0	32.6

Table 5.29: Do you watch professional wrestling?

Grade Level	N of Valid	N of Miss					A
			Never	Seldom	Sometimes	Often	Lot
8th	139	4	64.7	14.4	11.5	2.9	6.5
Jr Hi	139	4	64.7	14.4	11.5	2.9	6.5
Total	139	4	64.7	14.4	11.5	2.9	6.5

Table 5.30: Have you been in trouble with the police?

Grade Level	N of Valid	N of Miss	Never	Seldom	Sometimes	Often	A Lot
8th	142	1	73.9	16.2	5.6	3.5	0.7
Jr Hi	142	1	73.9	16.2	5.6	3.5	0.7
Total	142	1	73.9	16.2	5.6	3.5	0.7

Table 5.31: Do you take part in gang activities?

Grade Level	N of Valid	N of Miss					A
			Never	Seldom	Sometimes	Often	Lot
8th	142	1	85.9	12.0	1.4	0.0	0.7
Jr Hi	142	1	85.9	12.0	1.4	0.0	0.7
Total	142	1	85.9	12.0	1.4	0.0	0.7

Table 5.32: Have you thought about committing suicide?

Grade Level	N of Valid	N of Miss					A
			Never	Seldom	Sometimes	Often	Lot
8th	140	3	75.7	13.6	8.6	1.4	0.7
Jr Hi	140	3	75.7	13.6	8.6	1.4	0.7
Total	140	3	75.7	13.6	8.6	1.4	0.7

Table 5.33: While NOT at school have you stolen something worth \$5.00 or more?

Grade Level	N of Valid	N of Miss					A
			Never	Seldom	Sometimes	Often	Lot
8th	142	1	78.2	10.6	6.3	3.5	1.4
Jr Hi	142	1	78.2	10.6	6.3	3.5	1.4
Total	142	1	78.2	10.6	6.3	3.5	1.4

Table 5.34: While NOT at school have you carried a gun for protection or as a weapon?

Grade Level	N of Valid	N of Miss					A
			Never	Seldom	Sometimes	Often	Lot
8th	141	2	95.7	1.4	1.4	0.7	0.7
Jr Hi	141	2	95.7	1.4	1.4	0.7	0.7
Total	141	2	95.7	1.4	1.4	0.7	0.7

Table 5.35: Do you think about terrorism?

Grade Level	N of Valid	N of Miss					A
			Never	Seldom	Sometimes	Often	Lot
8th	140	3	26.4	25.0	31.4	10.7	6.4
Jr Hi	140	3	26.4	25.0	31.4	10.7	6.4
Total	140	3	26.4	25.0	31.4	10.7	6.4

Table 5.36: Do terrorists get money from illegal drugs like heroin, cocaine & marijuana?

Grade Level	N of Valid	N of Miss					A
			Never	Seldom	Sometimes	Often	Lot
8th	137	6	4.4	11.7	30.7	27.0	26.3
Jr Hi	137	6	4.4	11.7	30.7	27.0	26.3
Total	137	6	4.4	11.7	30.7	27.0	26.3

Table 5.37: Have you received treatment or counseling for alcohol and/or drug use?

Grade Level	N of Valid	N of Miss					A
			Never	Seldom	Sometimes	Often	Lot
8th	141	2	95.7	0.7	2.1	0.7	0.7
Jr Hi	141	2	95.7	0.7	2.1	0.7	0.7
Total	141	2	95.7	0.7	2.1	0.7	0.7

Table 5.38: Have you been caught using alcohol?

Grade Level	N of Valid	N of Miss					A
			Never	Seldom	Sometimes	Often	Lot
8th	140	3	90.0	7.9	2.1	0.0	0.0
Jr Hi	140	3	90.0	7.9	2.1	0.0	0.0
Total	140	3	90.0	7.9	2.1	0.0	0.0

Table 5.39: Have you been caught using drugs?

Grade Level	N of Valid	N of Miss					A
			Never	Seldom	Sometimes	Often	Lot
8th	139	4	95.0	4.3	0.0	0.0	0.7
Jr Hi	139	4	95.0	4.3	0.0	0.0	0.7
Total	139	4	95.0	4.3	0.0	0.0	0.7

Table 5.40: Do you have an adult, other than your parent or guardian, that you talk to about problems?

Grade Level	N of Valid	N of Miss					A
			Never	Seldom	Sometimes	Often	Lot
8th	142	1	26.1	14.1	18.3	22.5	19.0
Jr Hi	142	1	26.1	14.1	18.3	22.5	19.0
Total	142	1	26.1	14.1	18.3	22.5	19.0

Table 5.41: Do you buy or sell drugs at school?

Grade Level	N of Valid	N of Miss					A
			Never	Seldom	Sometimes	Often	Lot
8th	139	4	95.7	1.4	2.2	0.0	0.7
Jr Hi	139	4	95.7	1.4	2.2	0.0	0.7
Total	139	4	95.7	1.4	2.2	0.0	0.7

Table 5.42: Do you buy or sell drugs when NOT at school?

Grade Level	N of Valid	N of Miss					A
			Never	Seldom	Sometimes	Often	Lot
8th	139	4	89.2	4.3	2.9	2.2	1.4
Jr Hi	139	4	89.2	4.3	2.9	2.2	1.4
Total	139	4	89.2	4.3	2.9	2.2	1.4

Table 5.43: Do your friends use alcohol? (Beer, liquor, etc...)?

Grade Level	N of Valid	N of Miss					A
			Never	Seldom	Sometimes	Often	Lot
8th	141	2	51.1	14.2	17.7	8.5	8.5
Jr Hi	141	2	51.1	14.2	17.7	8.5	8.5
Total	141	2	51.1	14.2	17.7	8.5	8.5

Table 5.44: Do your friends use drugs? (Marijuana, cocaine, etc...)?

Grade Level	N of Valid	N of Miss					A
			Never	Seldom	Sometimes	Often	Lot
8th	139	4	55.4	10.8	15.1	7.9	10.8
Jr Hi	139	4	55.4	10.8	15.1	7.9	10.8
Total	139	4	55.4	10.8	15.1	7.9	10.8

Table 5.45: Do your parents set clear rules about violent TV, movies and video games?

Grade Level	N of Valid	N of Miss					A
			Never	Seldom	Sometimes	Often	Lot
8th	141	2	32.6	27.7	17.7	14.2	7.8
Jr Hi	141	2	32.6	27.7	17.7	14.2	7.8
Total	141	2	32.6	27.7	17.7	14.2	7.8

Table 5.46: Have you had 5 or more glasses of beer, wine or liquor within a few hours?

Grade Level	N of Valid	N of Miss						A
			Never	Seldom	Sometimes	Often	Lot	
8th	141	2	81.6	8.5	7.1	0.7	2.1	
Jr Hi	141	2	81.6	8.5	7.1	0.7	2.1	
Total	141	2	81.6	8.5	7.1	0.7	2.1	

Table 5.47: Have you been physically hurt by a person drinking alcohol?

Grade Level	N of Valid	N of Miss						A
			Never	Seldom	Sometimes	Often	Lot	
8th	141	2	90.1	6.4	2.8	0.0	0.7	
Jr Hi	141	2	90.1	6.4	2.8	0.0	0.7	
Total	141	2	90.1	6.4	2.8	0.0	0.7	

Table 5.48: Do you surf the internet for fun?

Grade Level	N of Valid	N of Miss						A
			Never	Seldom	Sometimes	Often	Lot	
8th	140	3	18.6	15.7	19.3	16.4	30.0	
Jr Hi	140	3	18.6	15.7	19.3	16.4	30.0	
Total	140	3	18.6	15.7	19.3	16.4	30.0	

Table 5.49: Have you skipped school in the past year?

Grade Level	N of Valid	N of Miss						A
			Never	Seldom	Sometimes	Often	Lot	
8th	142	1	68.3	16.9	6.3	5.6	2.8	
Jr Hi	142	1	68.3	16.9	6.3	5.6	2.8	
Total	142	1	68.3	16.9	6.3	5.6	2.8	

5.3 Harmful To Health

Table 5.50: Do you feel that using cigarettes is harmful to your health?

Grade Level	N of Valid	N of Miss	No Harm	Some Harm	Harmful	Very Harmful
8th	141	2	0.7	14.2	34.0	51.1
Jr Hi	141	2	0.7	14.2	34.0	51.1
Total	141	2	0.7	14.2	34.0	51.1

Table 5.51: Do you feel that using smokeless tobacco is harmful to your health?

Grade Level	N of Valid	N of Miss	No Harm	Some Harm	Harmful	Very Harmful
8th	140	3	0.7	11.4	36.4	51.4
Jr Hi	140	3	0.7	11.4	36.4	51.4
Total	140	3	0.7	11.4	36.4	51.4

Table 5.52: Do you feel that using cigars is harmful to your health?

Grade Level	N of Valid	N of Miss	No Harm	Some Harm	Harmful	Very Harmful
8th	141	2	2.8	17.0	39.0	41.1
Jr Hi	141	2	2.8	17.0	39.0	41.1
Total	141	2	2.8	17.0	39.0	41.1

Table 5.53: Do you feel that using beer is harmful to your health?

Grade Level	N of Valid	N of Miss	No Harm	Some Harm	Harmful	Very Harmful
8th	139	4	2.9	30.2	33.8	33.1
Jr Hi	139	4	2.9	30.2	33.8	33.1
Total	139	4	2.9	30.2	33.8	33.1

Table 5.54: Do you feel that using wine coolers is harmful to your health?

Grade Level	N of Valid	N of Miss	No Harm	Some Harm	Harmful	Very Harmful
8th	140	3	13.6	34.3	27.9	24.3
Jr Hi	140	3	13.6	34.3	27.9	24.3
Total	140	3	13.6	34.3	27.9	24.3

Table 5.55: Do you feel that using liquor is harmful to your health?

Grade Level	N of Valid	N of Miss	No Harm	Some Harm	Harmful	Very Harmful
8th	141	2	2.1	25.5	33.3	39.0
Jr Hi	141	2	2.1	25.5	33.3	39.0
Total	141	2	2.1	25.5	33.3	39.0

Table 5.56: Do you feel that using marijuana is harmful to your health?

Grade Level	N of Valid	N of Miss	No Harm	Some Harm	Harmful	Very Harmful
8th	140	3	2.9	7.9	17.9	71.4
Jr Hi	140	3	2.9	7.9	17.9	71.4
Total	140	3	2.9	7.9	17.9	71.4

Table 5.57: Do you feel that using cocaine is harmful to your health?

Grade Level	N of Valid	N of Miss	No Harm	Some Harm	Harmful	Very Harmful
8th	139	4	0.7	0.7	11.5	87.1
Jr Hi	139	4	0.7	0.7	11.5	87.1
Total	139	4	0.7	0.7	11.5	87.1

Table 5.58: Do you feel that using uppers is harmful to your health?

Grade Level	N of Valid	N of Miss	No Harm	Some Harm	Harmful	Very Harmful
8th	140	3	1.4	2.1	10.0	86.4
Jr Hi	140	3	1.4	2.1	10.0	86.4
Total	140	3	1.4	2.1	10.0	86.4

Table 5.59: Do you feel that using downers is harmful to your health?

Grade Level	N of Valid	N of Miss	No Harm	Some Harm	Harmful	Very Harmful
8th	141	2	1.4	2.8	11.3	84.4
Jr Hi	141	2	1.4	2.8	11.3	84.4
Total	141	2	1.4	2.8	11.3	84.4

Table 5.60: Do you feel that using inhalants is harmful to your health?

Grade Level	N of Valid	N of Miss	No Harm	Some Harm	Harmful	Very Harmful
8th	140	3	2.1	2.9	19.3	75.7
Jr Hi	140	3	2.1	2.9	19.3	75.7
Total	140	3	2.1	2.9	19.3	75.7

Table 5.61: Do you feel that using hallucinogens is harmful to your health?

Grade Level	N of Valid	N of Miss	No Harm	Some Harm	Harmful	Very Harmful
8th	140	3	0.7	2.1	11.4	85.7
Jr Hi	140	3	0.7	2.1	11.4	85.7
Total	140	3	0.7	2.1	11.4	85.7

Table 5.62: Do you feel that using heroin is harmful to your health?

Grade Level	N of Valid	N of Miss	No Harm	Some Harm	Harmful	Very Harmful
8th	141	2	0.7	0.7	7.8	90.8
Jr Hi	141	2	0.7	0.7	7.8	90.8
Total	141	2	0.7	0.7	7.8	90.8

Table 5.63: Do you feel that using steroids is harmful to your health?

Grade Level	N of Valid	N of Miss	No Harm	Some Harm	Harmful	Very Harmful
8th	140	3	0.7	3.6	15.7	80.0
Jr Hi	140	3	0.7	3.6	15.7	80.0
Total	140	3	0.7	3.6	15.7	80.0

Table 5.64: Do you feel that using ecstasy is harmful to your health?

Grade Level	N of Valid	N of Miss	No Harm	Some Harm	Harmful	Very Harmful
8th	139	4	0.7	1.4	7.9	89.9
Jr Hi	139	4	0.7	1.4	7.9	89.9
Total	139	4	0.7	1.4	7.9	89.9

Table 5.65: Do you feel that using OxyContin is harmful to your health?

Grade Level	N of Valid	N of Miss	No Harm	Some Harm	Harmful	Very Harmful
8th	137	6	1.5	4.4	16.1	78.1
Jr Hi	137	6	1.5	4.4	16.1	78.1
Total	137	6	1.5	4.4	16.1	78.1

5.4 Within The Past Year How Often Have You Used

Table 5.66: Within the past year how often have you smoked cigarettes?

Grade Level	N of Valid	N of Miss	Did							Every Day
			Not Use	1/yr	6/yr	1/mo	2/mo	1/wk	3/wk	
8th	141	2	84.4	7.8	2.8	0.0	2.1	1.4	0.7	0.7
Jr Hi	141	2	84.4	7.8	2.8	0.0	2.1	1.4	0.7	0.7
Total	141	2	84.4	7.8	2.8	0.0	2.1	1.4	0.7	0.7

Table 5.67: Within the past year how often have you used smokeless tobacco?

Grade Level	N of Valid	N of Miss	Did							Every Day
			Not Use	1/yr	6/yr	1/mo	2/mo	1/wk	3/wk	
8th	141	2	98.6	0.0	0.7	0.7	0.0	0.0	0.0	0.0
Jr Hi	141	2	98.6	0.0	0.7	0.7	0.0	0.0	0.0	0.0
Total	141	2	98.6	0.0	0.7	0.7	0.0	0.0	0.0	0.0

Table 5.68: Within the past year how often have you smoked cigars?

Grade Level	N of Valid	N of Miss	Did							Every Day
			Not Use	1/yr	6/yr	1/mo	2/mo	1/wk	3/wk	
8th	140	3	95.0	0.7	2.1	1.4	0.7	0.0	0.0	0.0
Jr Hi	140	3	95.0	0.7	2.1	1.4	0.7	0.0	0.0	0.0
Total	140	3	95.0	0.7	2.1	1.4	0.7	0.0	0.0	0.0

Table 5.69: Within the past year how often have you drunk beer?

Grade Level	N of Valid	N of Miss	Did							Every Day
			Not Use	1/yr	6/yr	1/mo	2/mo	1/wk	3/wk	
8th	140	3	67.1	15.7	6.4	5.0	2.9	1.4	1.4	0.0
Jr Hi	140	3	67.1	15.7	6.4	5.0	2.9	1.4	1.4	0.0
Total	140	3	67.1	15.7	6.4	5.0	2.9	1.4	1.4	0.0

Table 5.70: Within the past year how often have you drunk wine coolers?

Grade Level	N of Valid	N of Miss	Did							Every Day
			Not Use	1/yr	6/yr	1/mo	2/mo	1/wk	3/wk	
8th	141	2	68.8	17.7	8.5	3.5	0.7	0.7	0.0	0.0
Jr Hi	141	2	68.8	17.7	8.5	3.5	0.7	0.7	0.0	0.0
Total	141	2	68.8	17.7	8.5	3.5	0.7	0.7	0.0	0.0

Table 5.71: Within the past year how often have you drunk liquor?

Grade Level	N of Valid	N of Miss	Did							Every Day
			Not Use	1/yr	6/yr	1/mo	2/mo	1/wk	3/wk	
8th	141	2	69.5	15.6	5.7	2.1	4.3	2.1	0.7	0.0
Jr Hi	141	2	69.5	15.6	5.7	2.1	4.3	2.1	0.7	0.0
Total	141	2	69.5	15.6	5.7	2.1	4.3	2.1	0.7	0.0

Table 5.72: Within the past year how often have you smoked marijuana?

Grade Level	N of Valid	N of Miss	Did							Every Day
			Not Use	1/yr	6/yr	1/mo	2/mo	1/wk	3/wk	
8th	140	3	85.0	5.0	2.9	0.7	0.7	2.1	2.1	1.4
Jr Hi	140	3	85.0	5.0	2.9	0.7	0.7	2.1	2.1	1.4
Total	140	3	85.0	5.0	2.9	0.7	0.7	2.1	2.1	1.4

Table 5.73: Within the past year how often have you used cocaine?

Grade Level	N of Valid	N of Miss	Did							Every Day
			Not Use	1/yr	6/yr	1/mo	2/mo	1/wk	3/wk	
8th	141	2	97.9	1.4	0.0	0.7	0.0	0.0	0.0	0.0
Jr Hi	141	2	97.9	1.4	0.0	0.7	0.0	0.0	0.0	0.0
Total	141	2	97.9	1.4	0.0	0.7	0.0	0.0	0.0	0.0

Table 5.74: Within the past year how often have you used uppers?

Grade Level	N of Valid	N of Miss	Did							Every Day
			Not Use	1/yr	6/yr	1/mo	2/mo	1/wk	3/wk	
8th	141	2	98.6	0.7	0.0	0.0	0.7	0.0	0.0	0.0
Jr Hi	141	2	98.6	0.7	0.0	0.0	0.7	0.0	0.0	0.0
Total	141	2	98.6	0.7	0.0	0.0	0.7	0.0	0.0	0.0

Table 5.75: Within the past year how often have you used downers?

Grade Level	N of Valid	N of Miss	Did							Every Day
			Not Use	1/yr	6/yr	1/mo	2/mo	1/wk	3/wk	
8th	141	2	98.6	0.0	0.7	0.0	0.0	0.7	0.0	0.0
Jr Hi	141	2	98.6	0.0	0.7	0.0	0.0	0.7	0.0	0.0
Total	141	2	98.6	0.0	0.7	0.0	0.0	0.7	0.0	0.0

Table 5.76: Within the past year how often have you used inhalants?

Grade Level	N of Valid	N of Miss	Did							Every Day
			Not Use	1/yr	6/yr	1/mo	2/mo	1/wk	3/wk	
8th	141	2	94.3	2.1	0.7	0.7	0.7	0.0	0.7	0.7
Jr Hi	141	2	94.3	2.1	0.7	0.7	0.7	0.0	0.7	0.7
Total	141	2	94.3	2.1	0.7	0.7	0.7	0.0	0.7	0.7

Table 5.77: Within the past year how often have you used hallucinogens?

Grade Level	N of Valid	N of Miss	Did							Every Day
			Not Use	1/yr	6/yr	1/mo	2/mo	1/wk	3/wk	
8th	141	2	97.9	1.4	0.0	0.0	0.0	0.0	0.0	0.7
Jr Hi	141	2	97.9	1.4	0.0	0.0	0.0	0.0	0.0	0.7
Total	141	2	97.9	1.4	0.0	0.0	0.0	0.0	0.0	0.7

Table 5.78: Within the past year how often have you used heroin?

Grade Level	N of Valid	N of Miss	Did							Every Day
			Not Use	1/yr	6/yr	1/mo	2/mo	1/wk	3/wk	
8th	141	2	98.6	0.0	0.7	0.0	0.0	0.0	0.7	0.0
Jr Hi	141	2	98.6	0.0	0.7	0.0	0.0	0.0	0.7	0.0
Total	141	2	98.6	0.0	0.7	0.0	0.0	0.0	0.7	0.0

Table 5.79: Within the past year how often have you used steroids?

Grade Level	N of Valid	N of Miss	Did							Every Day
			Not Use	1/yr	6/yr	1/mo	2/mo	1/wk	3/wk	
8th	141	2	99.3	0.0	0.0	0.0	0.0	0.7	0.0	0.0
Jr Hi	141	2	99.3	0.0	0.0	0.0	0.0	0.7	0.0	0.0
Total	141	2	99.3	0.0	0.0	0.0	0.0	0.7	0.0	0.0

Table 5.80: Within the past year how often have you used ecstasy?

Grade Level	N of Valid	N of Miss	Did							Every Day
			Not Use	1/yr	6/yr	1/mo	2/mo	1/wk	3/wk	
8th	141	2	99.3	0.0	0.0	0.0	0.7	0.0	0.0	0.0
Jr Hi	141	2	99.3	0.0	0.0	0.0	0.7	0.0	0.0	0.0
Total	141	2	99.3	0.0	0.0	0.0	0.7	0.0	0.0	0.0

Table 5.81: Within the past year how often have you used OxyContin?

Grade Level	N of Valid	N of Miss	Did							Every Day
			Not Use	1/yr	6/yr	1/mo	2/mo	1/wk	3/wk	
8th	141	2	97.9	0.0	0.7	0.7	0.7	0.0	0.0	0.0
Jr Hi	141	2	97.9	0.0	0.7	0.7	0.7	0.0	0.0	0.0
Total	141	2	97.9	0.0	0.7	0.7	0.7	0.0	0.0	0.0

Table 5.82: Within the past year how often have you used tobacco?

Grade Level	N of Valid	N of Miss	Did							Every Day
			Not Use	1/yr	6/yr	1/mo	2/mo	1/wk	3/wk	
8th	141	2	84.4	6.4	3.5	0.7	2.1	1.4	0.7	0.7
Jr Hi	141	2	84.4	6.4	3.5	0.7	2.1	1.4	0.7	0.7
Total	141	2	84.4	6.4	3.5	0.7	2.1	1.4	0.7	0.7

Table 5.83: Within the past year how often have you drunk alcohol?

Grade Level	N of Valid	N of Miss	Did							Every Day
			Not Use	1/yr	6/yr	1/mo	2/mo	1/wk	3/wk	
8th	141	2	53.2	23.4	9.9	5.7	3.5	2.1	2.1	0.0
Jr Hi	141	2	53.2	23.4	9.9	5.7	3.5	2.1	2.1	0.0
Total	141	2	53.2	23.4	9.9	5.7	3.5	2.1	2.1	0.0

Table 5.84: Within the past year how often have you used illicit drugs?

Grade Level	N of Valid	N of Miss	Did							Every Day
			Not Use	1/yr	6/yr	1/mo	2/mo	1/wk	3/wk	
8th	141	2	82.3	5.7	2.1	1.4	1.4	2.1	2.1	2.8
Jr Hi	141	2	82.3	5.7	2.1	1.4	1.4	2.1	2.1	2.8
Total	141	2	82.3	5.7	2.1	1.4	1.4	2.1	2.1	2.8

5.5 When Did You First

Table 5.85: When did you first smoke cigarettes?

Grade Level	N of Valid	N of Miss	Never Used							
			-10	10-11	12-13	14-15	16-17	18-19	20+	
8th	142	1	78.9	7.0	4.9	7.0	2.1	0.0	0.0	0.0
Jr Hi	142	1	78.9	7.0	4.9	7.0	2.1	0.0	0.0	0.0
Total	142	1	78.9	7.0	4.9	7.0	2.1	0.0	0.0	0.0

Table 5.86: When did you first use smokeless tobacco?

Grade Level	N of Valid	N of Miss	Never Used							
			-10	10-11	12-13	14-15	16-17	18-19	20+	
8th	142	1	97.9	1.4	0.7	0.0	0.0	0.0	0.0	0.0
Jr Hi	142	1	97.9	1.4	0.7	0.0	0.0	0.0	0.0	0.0
Total	142	1	97.9	1.4	0.7	0.0	0.0	0.0	0.0	0.0

Table 5.87: When did you first smoke cigars?

Grade Level	N of Valid	N of Miss	Never Used							
			-10	10-11	12-13	14-15	16-17	18-19	20+	
8th	140	3	91.4	1.4	3.6	2.9	0.7	0.0	0.0	0.0
Jr Hi	140	3	91.4	1.4	3.6	2.9	0.7	0.0	0.0	0.0
Total	140	3	91.4	1.4	3.6	2.9	0.7	0.0	0.0	0.0

Table 5.88: When did you first drink beer?

Grade Level	N of Valid	N of Miss	Never Used							
			-10	10-11	12-13	14-15	16-17	18-19	20+	
8th	141	2	67.4	8.5	8.5	12.1	2.8	0.0	0.0	0.7
Jr Hi	141	2	67.4	8.5	8.5	12.1	2.8	0.0	0.0	0.7
Total	141	2	67.4	8.5	8.5	12.1	2.8	0.0	0.0	0.7

Table 5.89: When did you first drink wine coolers?

Grade Level	N of Valid	N of Miss	Never Used							
			-10	10-11	12-13	14-15	16-17	18-19	20+	
8th	142	1	65.5	7.0	6.3	16.2	4.2	0.0	0.0	0.7
Jr Hi	142	1	65.5	7.0	6.3	16.2	4.2	0.0	0.0	0.7
Total	142	1	65.5	7.0	6.3	16.2	4.2	0.0	0.0	0.7

Table 5.90: When did you first drink liquor?

Grade Level	N of Valid	N of Miss	Never Used							
			-10	10-11	12-13	14-15	16-17	18-19	20+	
8th	142	1	68.3	5.6	6.3	14.1	4.9	0.0	0.0	0.7
Jr Hi	142	1	68.3	5.6	6.3	14.1	4.9	0.0	0.0	0.7
Total	142	1	68.3	5.6	6.3	14.1	4.9	0.0	0.0	0.7

Table 5.91: When did you first smoke marijuana?

Grade Level	N of Valid	N of Miss	Never Used							
			-10	10-11	12-13	14-15	16-17	18-19	20+	
8th	141	2	86.5	0.7	3.5	6.4	2.8	0.0	0.0	0.0
Jr Hi	141	2	86.5	0.7	3.5	6.4	2.8	0.0	0.0	0.0
Total	141	2	86.5	0.7	3.5	6.4	2.8	0.0	0.0	0.0

Table 5.92: When did you first use cocaine?

Grade Level	N of Valid	N of Miss	Never Used							
			-10	10-11	12-13	14-15	16-17	18-19	20+	
8th	142	1	97.9	0.7	0.7	0.0	0.7	0.0	0.0	0.0
Jr Hi	142	1	97.9	0.7	0.7	0.0	0.7	0.0	0.0	0.0
Total	142	1	97.9	0.7	0.7	0.0	0.7	0.0	0.0	0.0

Table 5.93: When did you first use uppers?

Grade Level	N of Valid	N of Miss	Never Used							
			-10	10-11	12-13	14-15	16-17	18-19	20+	
8th	142	1	99.3	0.7	0.0	0.0	0.0	0.0	0.0	0.0
Jr Hi	142	1	99.3	0.7	0.0	0.0	0.0	0.0	0.0	0.0
Total	142	1	99.3	0.7	0.0	0.0	0.0	0.0	0.0	0.0

Table 5.94: When did you first use downers?

Grade Level	N of Valid	N of Miss	Never Used							
			-10	10-11	12-13	14-15	16-17	18-19	20+	
8th	142	1	98.6	1.4	0.0	0.0	0.0	0.0	0.0	0.0
Jr Hi	142	1	98.6	1.4	0.0	0.0	0.0	0.0	0.0	0.0
Total	142	1	98.6	1.4	0.0	0.0	0.0	0.0	0.0	0.0

Table 5.95: When did you first use inhalants?

Grade Level	N of Valid	N of Miss	Never Used							
			-10	10-11	12-13	14-15	16-17	18-19	20+	
8th	142	1	95.1	0.7	2.1	2.1	0.0	0.0	0.0	0.0
Jr Hi	142	1	95.1	0.7	2.1	2.1	0.0	0.0	0.0	0.0
Total	142	1	95.1	0.7	2.1	2.1	0.0	0.0	0.0	0.0

Table 5.96: When did you first use hallucinogens?

Grade Level	N of Valid	N of Miss	Never Used							
			-10	10-11	12-13	14-15	16-17	18-19	20+	
8th	142	1	98.6	0.0	0.0	0.7	0.0	0.0	0.0	0.7
Jr Hi	142	1	98.6	0.0	0.0	0.7	0.0	0.0	0.0	0.7
Total	142	1	98.6	0.0	0.0	0.7	0.0	0.0	0.0	0.7

Table 5.97: When did you first use heroin?

Grade Level	N of Valid	N of Miss	Never Used							
			-10	10-11	12-13	14-15	16-17	18-19	20+	
8th	142	1	98.6	0.0	1.4	0.0	0.0	0.0	0.0	0.0
Jr Hi	142	1	98.6	0.0	1.4	0.0	0.0	0.0	0.0	0.0
Total	142	1	98.6	0.0	1.4	0.0	0.0	0.0	0.0	0.0

Table 5.98: When did you first use steroids?

Grade Level	N of Valid	N of Miss	Never Used							
			-10	10-11	12-13	14-15	16-17	18-19	20+	
8th	142	1	99.3	0.0	0.0	0.7	0.0	0.0	0.0	0.0
Jr Hi	142	1	99.3	0.0	0.0	0.7	0.0	0.0	0.0	0.0
Total	142	1	99.3	0.0	0.0	0.7	0.0	0.0	0.0	0.0

Table 5.99: When did you first use ecstasy?

Grade Level	N of Valid	N of Miss	Never Used							
			-10	10-11	12-13	14-15	16-17	18-19	20+	
8th	142	1	99.3	0.0	0.7	0.0	0.0	0.0	0.0	0.0
Jr Hi	142	1	99.3	0.0	0.7	0.0	0.0	0.0	0.0	0.0
Total	142	1	99.3	0.0	0.7	0.0	0.0	0.0	0.0	0.0

Table 5.100: When did you first use OxyContin?

Grade Level	N of Valid	N of Miss	Never Used							
			-10	10-11	12-13	14-15	16-17	18-19	20+	
8th	142	1	97.9	0.7	0.0	1.4	0.0	0.0	0.0	0.0
Jr Hi	142	1	97.9	0.7	0.0	1.4	0.0	0.0	0.0	0.0
Total	142	1	97.9	0.7	0.0	1.4	0.0	0.0	0.0	0.0

5.6 Where Do You Use

Table 5.101: Where do you smoke cigarettes?

Grade Level	N of Valid	N of Miss	Do Not Use	At Home	At School	In A Car	Friend's House	Other
8th	143	0	84.6	4.9	0.7	1.4	7.0	9.8
Jr Hi	143	0	84.6	4.9	0.7	1.4	7.0	9.8
Total	143	0	84.6	4.9	0.7	1.4	7.0	9.8

Table 5.102: Where do you use smokeless tobacco?

Grade Level	N of Valid	N of Miss	Do Not Use	At Home	At School	In A Car	Friend's House	Other
8th	143	0	95.1	1.4	0.0	0.0	0.7	1.4
Jr Hi	143	0	95.1	1.4	0.0	0.0	0.7	1.4
Total	143	0	95.1	1.4	0.0	0.0	0.7	1.4

Table 5.103: Where do you smoke cigars?

Grade Level	N of Valid	N of Miss	Do Not Use	At Home	At School	In A Car	Friend's House	Other
8th	143	0	91.6	2.8	0.0	0.0	2.8	3.5
Jr Hi	143	0	91.6	2.8	0.0	0.0	2.8	3.5
Total	143	0	91.6	2.8	0.0	0.0	2.8	3.5

Table 5.104: Where do you drink beer?

Grade Level	N of Valid	N of Miss	Do Not Use	At Home	At School	In A Car	Friend's House	Other
8th	143	0	67.8	17.5	1.4	1.4	13.3	8.4
Jr Hi	143	0	67.8	17.5	1.4	1.4	13.3	8.4
Total	143	0	67.8	17.5	1.4	1.4	13.3	8.4

Table 5.105: Where do you drink wine coolers?

Grade Level	N of Valid	N of Miss	Do Not Use	At Home	At School	In A Car	Friend's House	Other
8th	143	0	70.6	21.0	0.0	0.7	9.8	6.3
Jr Hi	143	0	70.6	21.0	0.0	0.7	9.8	6.3
Total	143	0	70.6	21.0	0.0	0.7	9.8	6.3

Table 5.106: Where do you drink liquor?

Grade Level	N of Valid	N of Miss	Do Not Use	At Home	At School	In A Car	Friend's House	Other
8th	143	0	73.4	14.7	0.7	2.1	13.3	7.0
Jr Hi	143	0	73.4	14.7	0.7	2.1	13.3	7.0
Total	143	0	73.4	14.7	0.7	2.1	13.3	7.0

Table 5.107: Where do you smoke marijuana?

Grade Level	N of Valid	N of Miss	Do Not Use	At Home	At School	In A Car	Friend's House	Other
8th	143	0	84.6	5.6	0.7	5.6	8.4	9.8
Jr Hi	143	0	84.6	5.6	0.7	5.6	8.4	9.8
Total	143	0	84.6	5.6	0.7	5.6	8.4	9.8

Table 5.108: Where do you use cocaine?

Grade Level	N of Valid	N of Miss	Do Not Use	At Home	At School	In A Car	Friend's House	Other
8th	143	0	95.8	0.0	0.0	0.7	2.1	1.4
Jr Hi	143	0	95.8	0.0	0.0	0.7	2.1	1.4
Total	143	0	95.8	0.0	0.0	0.7	2.1	1.4

Table 5.109: Where do you use uppers?

Grade Level	N of Valid	N of Miss	Do Not Use	At Home	At School	In A Car	Friend's House	Other
8th	143	0	96.5	0.0	0.0	0.0	0.0	1.4
Jr Hi	143	0	96.5	0.0	0.0	0.0	0.0	1.4
Total	143	0	96.5	0.0	0.0	0.0	0.0	1.4

Table 5.110: Where do you use downers?

Grade Level	N of Valid	N of Miss	Do Not Use	At Home	At School	In A Car	Friend's House	Other
8th	143	0	95.8	0.0	0.0	0.0	1.4	2.8
Jr Hi	143	0	95.8	0.0	0.0	0.0	1.4	2.8
Total	143	0	95.8	0.0	0.0	0.0	1.4	2.8

Table 5.111: Where do you use inhalants?

Grade Level	N of Valid	N of Miss	Do Not Use	At Home	At School	In A Car	Friend's House	Other
8th	143	0	93.0	1.4	2.1	0.7	3.5	2.1
Jr Hi	143	0	93.0	1.4	2.1	0.7	3.5	2.1
Total	143	0	93.0	1.4	2.1	0.7	3.5	2.1

Table 5.112: Where do you use hallucinogens?

Grade Level	N of Valid	N of Miss	Do Not Use	At Home	At School	In A Car	Friend's House	Other
8th	143	0	97.2	0.0	0.0	0.0	0.7	0.7
Jr Hi	143	0	97.2	0.0	0.0	0.0	0.7	0.7
Total	143	0	97.2	0.0	0.0	0.0	0.7	0.7

Table 5.113: Where do you use heroin?

Grade Level	N of Valid	N of Miss	Do Not Use	At Home	At School	In A Car	Friend's House	Other
8th	143	0	97.2	0.0	0.0	1.4	0.7	1.4
Jr Hi	143	0	97.2	0.0	0.0	1.4	0.7	1.4
Total	143	0	97.2	0.0	0.0	1.4	0.7	1.4

Table 5.114: Where do you use steroids?

Grade Level	N of Valid	N of Miss	Do Not Use	At Home	At School	In A Car	Friend's House	Other
8th	143	0	97.2	0.0	0.7	0.0	0.0	0.7
Jr Hi	143	0	97.2	0.0	0.7	0.0	0.0	0.7
Total	143	0	97.2	0.0	0.7	0.0	0.0	0.7

Table 5.115: Where do you use ecstasy?

Grade Level	N of Valid	N of Miss	Do Not Use	At Home	At School	In A Car	Friend's House	Other
8th	143	0	97.2	0.7	0.0	0.0	0.0	0.7
Jr Hi	143	0	97.2	0.7	0.0	0.0	0.0	0.7
Total	143	0	97.2	0.7	0.0	0.0	0.0	0.7

Table 5.116: Where do you use OxyContin?

Grade Level	N of Valid	N of Miss	Do Not Use	At Home	At School	In A Car	Friend's House	Other
8th	143	0	96.5	2.1	0.7	0.0	1.4	2.1
Jr Hi	143	0	96.5	2.1	0.7	0.0	1.4	2.1
Total	143	0	96.5	2.1	0.7	0.0	1.4	2.1

Table 5.117: Where do you use any tobacco?

Grade Level	N of Valid	N of Miss	Do Not Use	At Home	At School	In A Car	Friend's House	Other
8th	143	0	95.8	3.5	0.0	0.0	3.5	4.9
Jr Hi	143	0	95.8	3.5	0.0	0.0	3.5	4.9
Total	143	0	95.8	3.5	0.0	0.0	3.5	4.9

Table 5.118: Where do you use any alcohol?

Grade Level	N of Valid	N of Miss	Do Not Use	At Home	At School	In A Car	Friend's House	Other
8th	143	0	80.4	28.0	1.4	2.8	16.1	12.6
Jr Hi	143	0	80.4	28.0	1.4	2.8	16.1	12.6
Total	143	0	80.4	28.0	1.4	2.8	16.1	12.6

Table 5.119: Where do you use any illicit drugs?

Grade Level	N of Valid	N of Miss	Do Not Use	At Home	At School	In A Car	Friend's House	Other
8th	143	0	97.2	8.4	4.2	6.3	11.2	11.9
Jr Hi	143	0	97.2	8.4	4.2	6.3	11.2	11.9
Total	143	0	97.2	8.4	4.2	6.3	11.2	11.9

5.7 When Do You Use

Table 5.120: When do you smoke cigarettes?

Grade Level	N of Valid	N of Miss	Do Not Use	Before School	During School	After School	Week Nights	Weekends
8th	143	0	84.6	1.4	0.7	5.6	5.6	10.5
Jr Hi	143	0	84.6	1.4	0.7	5.6	5.6	10.5
Total	143	0	84.6	1.4	0.7	5.6	5.6	10.5

Table 5.121: When do you use smokeless tobacco?

Grade Level	N of Valid	N of Miss	Do Not Use	Before School	During School	After School	Week Nights	Weekends
8th	143	0	95.1	0.7	0.0	0.7	0.7	1.4
Jr Hi	143	0	95.1	0.7	0.0	0.7	0.7	1.4
Total	143	0	95.1	0.7	0.0	0.7	0.7	1.4

Table 5.122: When do you smoke cigars?

Grade Level	N of Valid	N of Miss	Do Not Use	Before School	During School	After School	Week Nights	Weekends
8th	143	0	91.6	0.7	0.0	2.1	1.4	3.5
Jr Hi	143	0	91.6	0.7	0.0	2.1	1.4	3.5
Total	143	0	91.6	0.7	0.0	2.1	1.4	3.5

Table 5.123: When do you drink beer?

Grade Level	N of Valid	N of Miss	Do Not Use	Before School	During School	After School	Week Nights	Weekends
8th	143	0	71.3	0.0	0.7	5.6	7.7	23.8
Jr Hi	143	0	71.3	0.0	0.7	5.6	7.7	23.8
Total	143	0	71.3	0.0	0.7	5.6	7.7	23.8

Table 5.124: When do you drink wine coolers?

Grade Level	N of Valid	N of Miss	Do Not Use	Before School	During School	After School	Week Nights	Weekends
8th	143	0	71.3	1.4	0.0	2.1	4.9	27.3
Jr Hi	143	0	71.3	1.4	0.0	2.1	4.9	27.3
Total	143	0	71.3	1.4	0.0	2.1	4.9	27.3

Table 5.125: When do you drink liquor?

Grade Level	N of Valid	N of Miss	Do Not Use	Before School	During School	After School	Week Nights	Weekends
8th	143	0	73.4	0.0	0.7	4.2	6.3	21.7
Jr Hi	143	0	73.4	0.0	0.7	4.2	6.3	21.7
Total	143	0	73.4	0.0	0.7	4.2	6.3	21.7

Table 5.126: When do you smoke marijuana?

Grade Level	N of Valid	N of Miss	Do Not Use	Before School	During School	After School	Week Nights	Weekends
8th	143	0	86.0	2.8	0.0	7.0	5.6	10.5
Jr Hi	143	0	86.0	2.8	0.0	7.0	5.6	10.5
Total	143	0	86.0	2.8	0.0	7.0	5.6	10.5

Table 5.127: When do you use cocaine?

Grade Level	N of Valid	N of Miss	Do Not Use	Before School	During School	After School	Week Nights	Weekends
8th	143	0	95.8	0.0	0.0	0.7	2.1	1.4
Jr Hi	143	0	95.8	0.0	0.0	0.7	2.1	1.4
Total	143	0	95.8	0.0	0.0	0.7	2.1	1.4

Table 5.128: When do you use uppers?

Grade Level	N of Valid	N of Miss	Do Not Use	Before School	During School	After School	Week Nights	Weekends
8th	143	0	96.5	0.0	0.0	0.7	0.7	1.4
Jr Hi	143	0	96.5	0.0	0.0	0.7	0.7	1.4
Total	143	0	96.5	0.0	0.0	0.7	0.7	1.4

Table 5.129: When do you use downers?

Grade Level	N of Valid	N of Miss	Do Not Use	Before School	During School	After School	Week Nights	Weekends
8th	143	0	96.5	0.0	0.0	0.7	0.7	1.4
Jr Hi	143	0	96.5	0.0	0.0	0.7	0.7	1.4
Total	143	0	96.5	0.0	0.0	0.7	0.7	1.4

Table 5.130: When do you use inhalants?

Grade Level	N of Valid	N of Miss	Do Not Use	Before School	During School	After School	Week Nights	Weekends
8th	143	0	93.7	0.0	1.4	1.4	2.8	2.8
Jr Hi	143	0	93.7	0.0	1.4	1.4	2.8	2.8
Total	143	0	93.7	0.0	1.4	1.4	2.8	2.8

Table 5.131: When do you use hallucinogens?

Grade Level	N of Valid	N of Miss	Do Not Use	Before School	During School	After School	Week Nights	Weekends
8th	143	0	97.2	0.0	0.0	0.0	0.7	0.0
Jr Hi	143	0	97.2	0.0	0.0	0.0	0.7	0.0
Total	143	0	97.2	0.0	0.0	0.0	0.7	0.0

Table 5.132: When do you use heroin?

Grade Level	N of Valid	N of Miss	Do Not Use	Before School	During School	After School	Week Nights	Weekends
8th	143	0	96.5	0.0	0.0	1.4	0.7	0.7
Jr Hi	143	0	96.5	0.0	0.0	1.4	0.7	0.7
Total	143	0	96.5	0.0	0.0	1.4	0.7	0.7

Table 5.133: When do you use steroids?

Grade Level	N of Valid	N of Miss	Do Not Use	Before School	During School	After School	Week Nights	Weekends
8th	143	0	96.5	0.0	0.7	0.0	0.0	0.0
Jr Hi	143	0	96.5	0.0	0.7	0.0	0.0	0.0
Total	143	0	96.5	0.0	0.7	0.0	0.0	0.0

Table 5.134: When do you use ecstasy?

Grade Level	N of Valid	N of Miss	Do Not Use	Before School	During School	After School	Week Nights	Weekends
8th	143	0	96.5	0.7	0.0	0.0	0.0	0.0
Jr Hi	143	0	96.5	0.7	0.0	0.0	0.0	0.0
Total	143	0	96.5	0.7	0.0	0.0	0.0	0.0

Table 5.135: When do you use OxyContin?

Grade Level	N of Valid	N of Miss	Do Not Use	Before School	During School	After School	Week Nights	Weekends
8th	143	0	95.1	1.4	0.7	0.7	1.4	1.4
Jr Hi	143	0	95.1	1.4	0.7	0.7	1.4	1.4
Total	143	0	95.1	1.4	0.7	0.7	1.4	1.4

Table 5.136: When do you use any tobacco?

Grade Level	N of Valid	N of Miss	Do Not Use	Before School	During School	After School	Week Nights	Weekends
8th	143	0	95.8	0.7	0.0	2.8	2.1	4.2
Jr Hi	143	0	95.8	0.7	0.0	2.8	2.1	4.2
Total	143	0	95.8	0.7	0.0	2.8	2.1	4.2

Table 5.137: When do you use any alcohol?

Grade Level	N of Valid	N of Miss	Do Not Use	Before School	During School	After School	Week Nights	Weekends
8th	143	0	81.8	1.4	0.7	5.6	8.4	34.3
Jr Hi	143	0	81.8	1.4	0.7	5.6	8.4	34.3
Total	143	0	81.8	1.4	0.7	5.6	8.4	34.3

Table 5.138: When do you use any illicit drugs?

Grade Level	N of Valid	N of Miss	Do Not Use	Before School	During School	After School	Week Nights	Weekends
8th	143	0	97.2	3.5	2.8	7.7	8.4	12.6
Jr Hi	143	0	97.2	3.5	2.8	7.7	8.4	12.6
Total	143	0	97.2	3.5	2.8	7.7	8.4	12.6

5.8 While At School Have You

Table 5.139: While at school have you carried a gun?

Grade Level	N of Valid	N of Miss	Never	One Time	2-5 Times	6 or More Times
8th	140	3	97.9	0.7	0.0	1.4
Jr Hi	140	3	97.9	0.7	0.0	1.4
Total	140	3	97.9	0.7	0.0	1.4

Table 5.140: While at school have you carried a knife, club or other weapon?

Grade Level	N of Valid	N of Miss	Never	One Time	2-5 Times	6 or More Times
8th	141	2	92.9	1.4	2.8	2.8
Jr Hi	141	2	92.9	1.4	2.8	2.8
Total	141	2	92.9	1.4	2.8	2.8

Table 5.141: While at school have you threatened a student with a gun, knife or club?

Grade Level	N of Valid	N of Miss	Never	One Time	2-5 Times	6 or More Times
8th	141	2	97.2	0.0	0.7	2.1
Jr Hi	141	2	97.2	0.0	0.7	2.1
Total	141	2	97.2	0.0	0.7	2.1

Table 5.142: While at school have you threatened to hurt a student by hitting, slapping or kicking?

Grade Level	N of Valid	N of Miss	Never	One Time	2-5 Times	6 or More Times
8th	141	2	68.1	7.8	12.8	11.3
Jr Hi	141	2	68.1	7.8	12.8	11.3
Total	141	2	68.1	7.8	12.8	11.3

Table 5.143: While at school have you hurt a student by using a gun, knife or club?

Grade Level	N of Valid	N of Miss	Never	One Time	2-5 Times	6 or More Times
8th	141	2	97.2	0.0	0.7	2.1
Jr Hi	141	2	97.2	0.0	0.7	2.1
Total	141	2	97.2	0.0	0.7	2.1

Table 5.144: While at school have you hurt a student by hitting, slapping or kicking?

Grade Level	N of Valid	N of Miss	Never	One Time	2-5 Times	6 or More Times
8th	138	5	65.9	13.8	14.5	5.8
Jr Hi	138	5	65.9	13.8	14.5	5.8
Total	138	5	65.9	13.8	14.5	5.8

Table 5.145: While at school have you been threatened with a gun, knife or club by a student?

Grade Level	N of Valid	N of Miss	Never	One Time	2-5 Times	6 or More Times
8th	141	2	90.1	6.4	2.1	1.4
Jr Hi	141	2	90.1	6.4	2.1	1.4
Total	141	2	90.1	6.4	2.1	1.4

Table 5.146: While at school have you had a student threaten to hit, slap or kick you?

Grade Level	N of Valid	N of Miss	Never	One Time	2-5 Times	6 or More Times
8th	140	3	64.3	14.3	13.6	7.9
Jr Hi	140	3	64.3	14.3	13.6	7.9
Total	140	3	64.3	14.3	13.6	7.9

Table 5.147: While at school have you been afraid a student may hurt you?

Grade Level	N of Valid	N of Miss	Never	One Time	2-5 Times	6 or More Times
8th	138	5	75.4	13.8	8.0	2.9
Jr Hi	138	5	75.4	13.8	8.0	2.9
Total	138	5	75.4	13.8	8.0	2.9

Table 5.148: While at school have you been hurt by a student using a gun, knife or club?

Grade Level	N of Valid	N of Miss	Never	One Time	2-5 Times	6 or More Times
8th	141	2	98.6	0.0	0.0	1.4
Jr Hi	141	2	98.6	0.0	0.0	1.4
Total	141	2	98.6	0.0	0.0	1.4

Table 5.149: While at school have you been hurt by a student who hit, slapped or kicked you?

Grade Level	N of Valid	N of Miss	Never	One Time	2-5 Times	6 or More Times
8th	140	3	79.3	15.0	3.6	2.1
Jr Hi	140	3	79.3	15.0	3.6	2.1
Total	140	3	79.3	15.0	3.6	2.1

5.9 What Effect Do You Most Often Get When You Use

Table 5.150: What effect do you most often get when you smoke cigarettes?

Grade Level	N of Valid	N of Miss	Do Not Use	No High	A Little High	Very High	Bombed/Stoned
8th	141	2	84.4	12.8	2.8	0.0	0.0
Jr Hi	141	2	84.4	12.8	2.8	0.0	0.0
Total	141	2	84.4	12.8	2.8	0.0	0.0

Table 5.151: What effect do you most often get when you use smokeless tobacco?

Grade Level	N of Valid	N of Miss	Do Not Use	No High	A Little High	Very High	Bombed/Stoned
8th	141	2	96.5	2.8	0.7	0.0	0.0
Jr Hi	141	2	96.5	2.8	0.7	0.0	0.0
Total	141	2	96.5	2.8	0.7	0.0	0.0

Table 5.152: What effect do you most often get when you smoke cigars?

Grade Level	N of Valid	N of Miss	Do Not Use	No High	A Little High	Very High	Bombed/Stoned
8th	141	2	93.6	4.3	2.1	0.0	0.0
Jr Hi	141	2	93.6	4.3	2.1	0.0	0.0
Total	141	2	93.6	4.3	2.1	0.0	0.0

Table 5.153: What effect do you most often get when you drink beer?

Grade Level	N of Valid	N of Miss	Do Not Use	No High	A Little High	Very High	Bombed/Stoned
8th	141	2	67.4	15.6	11.3	3.5	2.1
Jr Hi	141	2	67.4	15.6	11.3	3.5	2.1
Total	141	2	67.4	15.6	11.3	3.5	2.1

Table 5.154: What effect do you most often get when you drink wine coolers?

Grade Level	N of Valid	N of Miss	Do Not Use	No High	A Little High	Very High	Bombed/Stoned
8th	139	4	70.5	18.0	9.4	2.2	0.0
Jr Hi	139	4	70.5	18.0	9.4	2.2	0.0
Total	139	4	70.5	18.0	9.4	2.2	0.0

Table 5.155: What effect do you most often get when you drink liquor?

Grade Level	N of Valid	N of Miss	Do Not Use	No High	A Little High	Very High	Bombed/Stoned
8th	141	2	70.9	8.5	11.3	5.0	4.3
Jr Hi	141	2	70.9	8.5	11.3	5.0	4.3
Total	141	2	70.9	8.5	11.3	5.0	4.3

Table 5.156: What effect do you most often get when you smoke marijuana?

Grade Level	N of Valid	N of Miss	Do Not Use	No High	A Little High	Very High	Bombed/Stoned
8th	142	1	84.5	0.7	3.5	5.6	5.6
Jr Hi	142	1	84.5	0.7	3.5	5.6	5.6
Total	142	1	84.5	0.7	3.5	5.6	5.6

Table 5.157: What effect do you most often get when you use cocaine?

Grade Level	N of Valid	N of Miss	Do Not Use	No High	A Little High	Very High	Bombed/Stoned
8th	141	2	95.7	0.7	1.4	0.7	1.4
Jr Hi	141	2	95.7	0.7	1.4	0.7	1.4
Total	141	2	95.7	0.7	1.4	0.7	1.4

Table 5.158: What effect do you most often get when you use uppers?

Grade Level	N of Valid	N of Miss	Do Not Use	No High	A Little High	Very High	Bombed/Stoned
8th	141	2	97.2	1.4	0.0	0.0	1.4
Jr Hi	141	2	97.2	1.4	0.0	0.0	1.4
Total	141	2	97.2	1.4	0.0	0.0	1.4

Table 5.159: What effect do you most often get when you use downers?

Grade Level	N of Valid	N of Miss	Do Not Use	No High	A Little High	Very High	Bombed/Stoned
8th	141	2	96.5	0.7	0.7	0.7	1.4
Jr Hi	141	2	96.5	0.7	0.7	0.7	1.4
Total	141	2	96.5	0.7	0.7	0.7	1.4

Table 5.160: What effect do you most often get when you use inhalants?

Grade Level	N of Valid	N of Miss	Do Not Use	No High	A Little High	Very High	Bombed/Stoned
8th	141	2	95.0	0.7	2.8	1.4	0.0
Jr Hi	141	2	95.0	0.7	2.8	1.4	0.0
Total	141	2	95.0	0.7	2.8	1.4	0.0

Table 5.161: What effect do you most often get when you use hallucinogens?

Grade Level	N of Valid	N of Miss	Do Not Use	No High	A Little High	Very High	Bombed/Stoned
8th	141	2	97.9	0.7	0.0	0.0	1.4
Jr Hi	141	2	97.9	0.7	0.0	0.0	1.4
Total	141	2	97.9	0.7	0.0	0.0	1.4

Table 5.162: What effect do you most often get when you use heroin?

Grade Level	N of Valid	N of Miss	Do Not Use	No High	A Little High	Very High	Bombed/Stoned
8th	141	2	97.2	0.7	0.7	0.0	1.4
Jr Hi	141	2	97.2	0.7	0.7	0.0	1.4
Total	141	2	97.2	0.7	0.7	0.0	1.4

Table 5.163: What effect do you most often get when you use steroids?

Grade Level	N of Valid	N of Miss	Do Not Use	No High	A Little High	Very High	Bombed/Stoned
8th	141	2	97.9	0.7	0.0	0.0	1.4
Jr Hi	141	2	97.9	0.7	0.0	0.0	1.4
Total	141	2	97.9	0.7	0.0	0.0	1.4

Table 5.164: What effect do you most often get when you use ecstasy?

Grade Level	N of Valid	N of Miss	Do Not Use	No High	A Little High	Very High	Bombed/Stoned
8th	141	2	97.9	0.7	0.0	0.7	0.7
Jr Hi	141	2	97.9	0.7	0.0	0.7	0.7
Total	141	2	97.9	0.7	0.0	0.7	0.7

Table 5.165: What effect do you most often get when you use OxyContin?

Grade Level	N of Valid	N of Miss	Do Not Use	No High	A Little High	Very High	Bombed/Stoned
8th	139	4	96.4	2.2	0.0	0.7	0.7
Jr Hi	139	4	96.4	2.2	0.0	0.7	0.7
Total	139	4	96.4	2.2	0.0	0.7	0.7

5.10 How Easy Is It To Get

Table 5.166: How easy is it to get cigarettes?

Grade Level	N of Valid	N of Miss	Cannot Get	Very Difficult	Fairly Difficult	Fairly Easy	Very Easy
8th	139	4	34.5	6.5	7.2	19.4	32.4
Jr Hi	139	4	34.5	6.5	7.2	19.4	32.4
Total	139	4	34.5	6.5	7.2	19.4	32.4

Table 5.167: How easy is it to get smokeless tobacco?

Grade Level	N of Valid	N of Miss	Cannot Get	Very Difficult	Fairly Difficult	Fairly Easy	Very Easy
8th	139	4	52.5	7.2	11.5	15.8	12.9
Jr Hi	139	4	52.5	7.2	11.5	15.8	12.9
Total	139	4	52.5	7.2	11.5	15.8	12.9

Table 5.168: How easy is it to get cigars?

Grade Level	N of Valid	N of Miss	Cannot Get	Very Difficult	Fairly Difficult	Fairly Easy	Very Easy
8th	140	3	46.4	8.6	12.1	13.6	19.3
Jr Hi	140	3	46.4	8.6	12.1	13.6	19.3
Total	140	3	46.4	8.6	12.1	13.6	19.3

Table 5.169: How easy is it to get beer?

Grade Level	N of Valid	N of Miss	Cannot Get	Very Difficult	Fairly Difficult	Fairly Easy	Very Easy
8th	139	4	33.8	4.3	7.9	21.6	32.4
Jr Hi	139	4	33.8	4.3	7.9	21.6	32.4
Total	139	4	33.8	4.3	7.9	21.6	32.4

Table 5.170: How easy is it to get wine coolers?

Grade Level	N of Valid	N of Miss	Cannot Get	Very Difficult	Fairly Difficult	Fairly Easy	Very Easy
8th	139	4	38.8	4.3	7.2	18.0	31.7
Jr Hi	139	4	38.8	4.3	7.2	18.0	31.7
Total	139	4	38.8	4.3	7.2	18.0	31.7

Table 5.171: How easy is it to get liquor?

Grade Level	N of Valid	N of Miss	Cannot Get	Very Difficult	Fairly Difficult	Fairly Easy	Very Easy
8th	139	4	38.1	7.2	9.4	17.3	28.1
Jr Hi	139	4	38.1	7.2	9.4	17.3	28.1
Total	139	4	38.1	7.2	9.4	17.3	28.1

Table 5.172: How easy is it to get marijuana?

Grade Level	N of Valid	N of Miss	Cannot Get	Very Difficult	Fairly Difficult	Fairly Easy	Very Easy
8th	138	5	45.7	8.7	12.3	12.3	21.0
Jr Hi	138	5	45.7	8.7	12.3	12.3	21.0
Total	138	5	45.7	8.7	12.3	12.3	21.0

Table 5.173: How easy is it to get cocaine?

Grade Level	N of Valid	N of Miss	Cannot Get	Very Difficult	Fairly Difficult	Fairly Easy	Very Easy
8th	139	4	57.6	13.7	10.1	8.6	10.1
Jr Hi	139	4	57.6	13.7	10.1	8.6	10.1
Total	139	4	57.6	13.7	10.1	8.6	10.1

Table 5.174: How easy is it to get uppers?

Grade Level	N of Valid	N of Miss	Cannot Get	Very Difficult	Fairly Difficult	Fairly Easy	Very Easy
8th	140	3	60.7	14.3	10.7	7.1	7.1
Jr Hi	140	3	60.7	14.3	10.7	7.1	7.1
Total	140	3	60.7	14.3	10.7	7.1	7.1

Table 5.175: How easy is it to get downers?

Grade Level	N of Valid	N of Miss	Cannot Get	Very Difficult	Fairly Difficult	Fairly Easy	Very Easy
8th	139	4	60.4	14.4	10.1	8.6	6.5
Jr Hi	139	4	60.4	14.4	10.1	8.6	6.5
Total	139	4	60.4	14.4	10.1	8.6	6.5

Table 5.176: How easy is it to get inhalants?

Grade Level	N of Valid	N of Miss	Cannot Get	Very Difficult	Fairly Difficult	Fairly Easy	Very Easy
8th	139	4	53.2	12.2	4.3	7.9	22.3
Jr Hi	139	4	53.2	12.2	4.3	7.9	22.3
Total	139	4	53.2	12.2	4.3	7.9	22.3

Table 5.177: How easy is it to get hallucinogens?

Grade Level	N of Valid	N of Miss	Cannot Get	Very Difficult	Fairly Difficult	Fairly Easy	Very Easy
8th	140	3	61.4	17.1	10.0	5.0	6.4
Jr Hi	140	3	61.4	17.1	10.0	5.0	6.4
Total	140	3	61.4	17.1	10.0	5.0	6.4

Table 5.178: How easy is it to get heroin?

Grade Level	N of Valid	N of Miss	Cannot Get	Very Difficult	Fairly Difficult	Fairly Easy	Very Easy
8th	139	4	62.6	16.5	9.4	3.6	7.9
Jr Hi	139	4	62.6	16.5	9.4	3.6	7.9
Total	139	4	62.6	16.5	9.4	3.6	7.9

Table 5.179: How easy is it to get steroids?

Grade Level	N of Valid	N of Miss	Cannot Get	Very Difficult	Fairly Difficult	Fairly Easy	Very Easy
8th	140	3	62.1	15.7	9.3	5.0	7.9
Jr Hi	140	3	62.1	15.7	9.3	5.0	7.9
Total	140	3	62.1	15.7	9.3	5.0	7.9

Table 5.180: How easy is it to get ecstasy?

Grade Level	N of Valid	N of Miss	Cannot Get	Very Difficult	Fairly Difficult	Fairly Easy	Very Easy
8th	140	3	62.1	17.1	9.3	2.1	9.3
Jr Hi	140	3	62.1	17.1	9.3	2.1	9.3
Total	140	3	62.1	17.1	9.3	2.1	9.3

Table 5.181: How easy is it to get OxyContin?

Grade Level	N of Valid	N of Miss	Cannot Get	Very Difficult	Fairly Difficult	Fairly Easy	Very Easy
8th	140	3	62.1	15.0	6.4	7.1	9.3
Jr Hi	140	3	62.1	15.0	6.4	7.1	9.3
Total	140	3	62.1	15.0	6.4	7.1	9.3

5.11 In My School, I Feel Safe...

Table 5.182: In my school, I feel safe in the classroom?

Grade Level	N of Valid	N of Miss					A
			Never	Seldom	Sometimes	Often	Lot
8th	140	3	4.3	1.4	7.1	29.3	57.9
Jr Hi	140	3	4.3	1.4	7.1	29.3	57.9
Total	140	3	4.3	1.4	7.1	29.3	57.9

Table 5.183: In my school, I feel safe in the cafeteria?

Grade Level	N of Valid	N of Miss					A
			Never	Seldom	Sometimes	Often	Lot
8th	139	4	5.0	2.9	12.9	28.1	51.1
Jr Hi	139	4	5.0	2.9	12.9	28.1	51.1
Total	139	4	5.0	2.9	12.9	28.1	51.1

Table 5.184: In my school, I feel safe in the halls?

Grade Level	N of Valid	N of Miss					A
			Never	Seldom	Sometimes	Often	Lot
8th	140	3	5.7	3.6	21.4	27.1	42.1
Jr Hi	140	3	5.7	3.6	21.4	27.1	42.1
Total	140	3	5.7	3.6	21.4	27.1	42.1

Table 5.185: In my school, I feel safe in the bathroom?

Grade Level	N of Valid	N of Miss					A
			Never	Seldom	Sometimes	Often	Lot
8th	140	3	7.1	6.4	17.9	25.0	43.6
Jr Hi	140	3	7.1	6.4	17.9	25.0	43.6
Total	140	3	7.1	6.4	17.9	25.0	43.6

Table 5.186: In my school, I feel safe in the gym?

Grade Level	N of Valid	N of Miss					A
			Never	Seldom	Sometimes	Often	Lot
8th	140	3	6.4	2.1	12.1	27.1	52.1
Jr Hi	140	3	6.4	2.1	12.1	27.1	52.1
Total	140	3	6.4	2.1	12.1	27.1	52.1

Table 5.187: In my school, I feel safe on the school bus?

Grade Level	N of Valid	N of Miss					A
			Never	Seldom	Sometimes	Often	Lot
8th	140	3	9.3	5.0	17.9	26.4	41.4
Jr Hi	140	3	9.3	5.0	17.9	26.4	41.4
Total	140	3	9.3	5.0	17.9	26.4	41.4

Table 5.188: In my school, I feel safe at school events?

Grade Level	N of Valid	N of Miss					A
			Never	Seldom	Sometimes	Often	Lot
8th	140	3	7.1	3.6	11.4	25.0	52.9
Jr Hi	140	3	7.1	3.6	11.4	25.0	52.9
Total	140	3	7.1	3.6	11.4	25.0	52.9

Table 5.189: In my school, I feel safe on the playground?

Grade Level	N of Valid	N of Miss					A
			Never	Seldom	Sometimes	Often	Lot
8th	140	3	6.4	4.3	13.6	28.6	47.1
Jr Hi	140	3	6.4	4.3	13.6	28.6	47.1
Total	140	3	6.4	4.3	13.6	28.6	47.1

Table 5.190: In my school, I feel safe in the parking lot?

Grade Level	N of Valid	N of Miss					A
			Never	Seldom	Sometimes	Often	Lot
8th	140	3	10.0	6.4	17.9	25.7	40.0
Jr Hi	140	3	10.0	6.4	17.9	25.7	40.0
Total	140	3	10.0	6.4	17.9	25.7	40.0

Table 5.191: In my school, I feel safe in all school areas?

Grade Level	N of Valid	N of Miss					A
			Never	Seldom	Sometimes	Often	Lot
8th	141	2	4.3	3.5	14.2	27.7	50.4
Jr Hi	141	2	4.3	3.5	14.2	27.7	50.4
Total	141	2	4.3	3.5	14.2	27.7	50.4

5.12 In My Neighborhood, I Feel Safe...

Table 5.192: In my neighborhood, I feel safe where I live?

Grade Level	N of Valid	N of Miss	Never	Seldom	Sometimes	Often	A Lot
8th	140	3	2.1	4.3	7.1	22.1	64.3
Jr Hi	140	3	2.1	4.3	7.1	22.1	64.3
Total	140	3	2.1	4.3	7.1	22.1	64.3

Table 5.193: In my neighborhood, I feel safe in the streets?

Grade Level	N of Valid	N of Miss	Never	Seldom	Sometimes	Often	A Lot
8th	141	2	8.5	5.7	22.0	20.6	43.3
Jr Hi	141	2	8.5	5.7	22.0	20.6	43.3
Total	141	2	8.5	5.7	22.0	20.6	43.3

Table 5.194: In my neighborhood, I feel safe at the movies?

Grade Level	N of Valid	N of Miss	Never	Seldom	Sometimes	Often	A Lot
8th	141	2	5.0	2.8	17.7	27.0	47.5
Jr Hi	141	2	5.0	2.8	17.7	27.0	47.5
Total	141	2	5.0	2.8	17.7	27.0	47.5

Table 5.195: In my neighborhood, I feel safe on the playground?

Grade Level	N of Valid	N of Miss	Never	Seldom	Sometimes	Often	A Lot
8th	141	2	7.1	4.3	16.3	25.5	46.8
Jr Hi	141	2	7.1	4.3	16.3	25.5	46.8
Total	141	2	7.1	4.3	16.3	25.5	46.8

Table 5.196: In my neighborhood, I feel safe at my friend's house?

Grade Level	N of Valid	N of Miss	Never	Seldom	Sometimes	Often	A Lot
8th	141	2	3.5	1.4	7.1	19.9	68.1
Jr Hi	141	2	3.5	1.4	7.1	19.9	68.1
Total	141	2	3.5	1.4	7.1	19.9	68.1

Table 5.197: In my neighborhood, I feel safe at the mall?

Grade Level	N of Valid	N of Miss	Never	Seldom	Sometimes	Often	A Lot
8th	141	2	5.0	5.0	13.5	28.4	48.2
Jr Hi	141	2	5.0	5.0	13.5	28.4	48.2
Total	141	2	5.0	5.0	13.5	28.4	48.2

5.13 Frequency of Use

Table 5.198: Frequency of Use – Cigarettes?

Grade Level	N of Valid	N of Miss	Daily	Weekly	Monthly	Annual
8th	141	2	0.7	2.8	5.0	15.6
Jr Hi	141	2	0.7	2.8	5.0	15.6
Total	141	2	0.7	2.8	5.0	15.6

Table 5.199: Frequency of Use – Smokeless Tobacco?

Grade Level	N of Valid	N of Miss	Daily	Weekly	Monthly	Annual
8th	141	2	0.0	0.0	0.7	1.4
Jr Hi	141	2	0.0	0.0	0.7	1.4
Total	141	2	0.0	0.0	0.7	1.4

Table 5.200: Frequency of Use – Cigars?

Grade Level	N of Valid	N of Miss	Daily	Weekly	Monthly	Annual
8th	140	3	0.0	0.0	2.1	5.0
Jr Hi	140	3	0.0	0.0	2.1	5.0
Total	140	3	0.0	0.0	2.1	5.0

Table 5.201: Frequency of Use – Beer?

Grade Level	N of Valid	N of Miss	Daily	Weekly	Monthly	Annual
8th	140	3	0.0	2.9	10.7	32.9
Jr Hi	140	3	0.0	2.9	10.7	32.9
Total	140	3	0.0	2.9	10.7	32.9

Table 5.202: Frequency of Use – Wine Coolers?

Grade Level	N of Valid	N of Miss	Daily	Weekly	Monthly	Annual
8th	141	2	0.0	0.7	5.0	31.2
Jr Hi	141	2	0.0	0.7	5.0	31.2
Total	141	2	0.0	0.7	5.0	31.2

Table 5.203: Frequency of Use – Liquor?

Grade Level	N of Valid	N of Miss	Daily	Weekly	Monthly	Annual
8th	141	2	0.0	2.8	9.2	30.5
Jr Hi	141	2	0.0	2.8	9.2	30.5
Total	141	2	0.0	2.8	9.2	30.5

Table 5.204: Frequency of Use – Marijuana?

Grade Level	N of Valid	N of Miss	Daily	Weekly	Monthly	Annual
8th	140	3	1.4	5.7	7.1	15.0
Jr Hi	140	3	1.4	5.7	7.1	15.0
Total	140	3	1.4	5.7	7.1	15.0

Table 5.205: Frequency of Use – Cocaine?

Grade Level	N of Valid	N of Miss	Daily	Weekly	Monthly	Annual
8th	141	2	0.0	0.0	0.7	2.1
Jr Hi	141	2	0.0	0.0	0.7	2.1
Total	141	2	0.0	0.0	0.7	2.1

Table 5.206: Frequency of Use – Uppers?

Grade Level	N of Valid	N of Miss	Daily	Weekly	Monthly	Annual
8th	141	2	0.0	0.0	0.7	1.4
Jr Hi	141	2	0.0	0.0	0.7	1.4
Total	141	2	0.0	0.0	0.7	1.4

Table 5.207: Frequency of Use – Downers?

Grade Level	N of Valid	N of Miss	Daily	Weekly	Monthly	Annual
8th	141	2	0.0	0.7	0.7	1.4
Jr Hi	141	2	0.0	0.7	0.7	1.4
Total	141	2	0.0	0.7	0.7	1.4

Table 5.208: Frequency of Use – Inhalants?

Grade Level	N of Valid	N of Miss	Daily	Weekly	Monthly	Annual
8th	141	2	0.7	1.4	2.8	5.7
Jr Hi	141	2	0.7	1.4	2.8	5.7
Total	141	2	0.7	1.4	2.8	5.7

Table 5.209: Frequency of Use – Hallucinogens?

Grade Level	N of Valid	N of Miss	Daily	Weekly	Monthly	Annual
8th	141	2	0.7	0.7	0.7	2.1
Jr Hi	141	2	0.7	0.7	0.7	2.1
Total	141	2	0.7	0.7	0.7	2.1

Table 5.210: Frequency of Use – Heroin?

Grade Level	N of Valid	N of Miss	Daily	Weekly	Monthly	Annual
8th	141	2	0.0	0.7	0.7	1.4
Jr Hi	141	2	0.0	0.7	0.7	1.4
Total	141	2	0.0	0.7	0.7	1.4

Table 5.211: Frequency of Use – Steroids?

Grade Level	N of Valid	N of Miss	Daily	Weekly	Monthly	Annual
8th	141	2	0.0	0.7	0.7	0.7
Jr Hi	141	2	0.0	0.7	0.7	0.7
Total	141	2	0.0	0.7	0.7	0.7

Table 5.212: Frequency of Use – Ecstasy?

Grade Level	N of Valid	N of Miss	Daily	Weekly	Monthly	Annual
8th	141	2	0.0	0.0	0.7	0.7
Jr Hi	141	2	0.0	0.0	0.7	0.7
Total	141	2	0.0	0.0	0.7	0.7

Table 5.213: Frequency of Use – OxyContin?

Grade Level	N of Valid	N of Miss	Daily	Weekly	Monthly	Annual
8th	141	2	0.0	0.0	1.4	2.1
Jr Hi	141	2	0.0	0.0	1.4	2.1
Total	141	2	0.0	0.0	1.4	2.1

Table 5.214: Frequency of Use – Any Tobacco?

Grade Level	N of Valid	N of Miss	Daily	Weekly	Monthly	Annual
8th	141	2	0.7	2.8	5.7	15.6
Jr Hi	141	2	0.7	2.8	5.7	15.6
Total	141	2	0.7	2.8	5.7	15.6

Table 5.215: Frequency of Use – Any Alcohol?

Grade Level	N of Valid	N of Miss	Daily	Weekly	Monthly	Annual
8th	141	2	0.0	4.3	13.5	46.8
Jr Hi	141	2	0.0	4.3	13.5	46.8
Total	141	2	0.0	4.3	13.5	46.8

Table 5.216: Frequency of Use – Any Illicit Drugs?

Grade Level	N of Valid	N of Miss	Daily	Weekly	Monthly	Annual
8th	141	2	2.8	7.1	9.9	17.7
Jr Hi	141	2	2.8	7.1	9.9	17.7
Total	141	2	2.8	7.1	9.9	17.7